



# UNIVERSITY SYSTEM OF GEORGIA

## USG INFORMATION TECHNOLOGY HANDBOOK

---

*VERSION 2.9.7.1*

1/30/2023

*SENSITIVE*

Abstract: USG Information Technology Handbook's purpose is to primarily set forth the essential standard components USG organizations must follow to meet statutory or regulatory requirements of the federal government, state government, Board of Regents (BOR) policy, information technology and cybersecurity best practices. Secondly, it is designed to provide new IT professionals within the USG the necessary information and tools to perform effectively. Finally, it serves as a useful reference document for seasoned professionals at USG organizations who need to remain current with changes in federal, state law and BOR policy.

# Introduction

The University System of Georgia (USG) comprises public institutions of higher learning, a University System Office, Georgia Public Library System (GPLS), Shared Services Center (SSC), Georgia Archives and Georgia Film Academy; hereinafter referred to as USG organizations. These USG organizations represent the rich diversity of a state system spanning the spectrum of educational and research offerings. This manual respect the value of the diversity of USG organizations while providing guidance with regards to information technology (IT) operations within the USG.

## Version Control

Date	Version	Description of Change
04/18/2016	1.0	Section 4.1
05/02/2016	2.0	PDF, structure and format, initial redesign referenced in a new structure and format.
05/17/2016	2.1	Section 5.12.3
05/27/2016	2.2	Section 3.1
11/1/2016	2.3	As of Nov. 1, 2016, the department name changed to Cybersecurity; Section 5.13; Section 5.13
11/17/2016	2.4	Section 1.3.2; Section 4.1
05/15/2017	2.5	Section 1.2, Section 1.3, Section 3.0, Section 3.1, Section 3.2, Section 3.3, Section 5.3 and Section 5.10.
09/07/2017	2.6	Section 5
09/07/2017	2.7	Section 5
01/02/2019	2.8	Section 5.10
03/18/2019	2.9	Migrated to MS Word format, Export to PDF. Relocated Section 9 to the BPM. Value added Appendix: References, Glossary, Acronyms and Index. Updated BOR policy reference from section 11 to section 10.
02/24/2020	2.9.1	Section 5.3, Section 5.9, Section 5.10 and Section 3.1.2.
04/30/2020	2.9.2	Section 3.1.2, Section 3.3.1, Section 5.1.1, Section 5.1.2, Section 5.3.1, Section 5.5, Section 5.5.2, Section 5.5.5, Section 5.10.1, Section 5.11.7, Section 5.13, Section 5.14 and Section 5.14.5.
07/08/2020	2.9.3	Section 3.1, Section 3.3, Section 5, Section 5.3 and Section 6. Entire Document, Performed a "harmful language" review.
12/18/2020	2.9.4	Entire Document, "Critical Systems" renamed to "Mission-Critical Systems" alignment to BPM, Section 3, Section 4.1.1, Section 5.1 and Section 5.2.
07/15/2021	2.9.5	Entire Document, Updated Index, Section 5.3, Section 5.5, Section 5.7, Section 5.12, Section 5.14, Section 5.15, Section 7.1 and Section 10.
06/02/2022	2.9.6	Section 3.1.2, 3.2, 3.5, 5.1.4, 5.5.2, 5.8, 5.12, 5.14.5 and Section 8.
09/23/2022	2.9.7	Sections 5.1, 5.4 and 5.9
01/30/2023	2.9.7.1	Section 4.1 Technology Purchasing Approval Process

Information, in all forms, is a strategic asset to USG organizations and the USG as a system. It is the responsibility of the Vice Chancellor and Chief Information Officer (USG CIO), under Board of Regents (BOR) Policy 10.2 to establish, “the procedures and guidelines under which the acquisition, development, planning, design, construction/renovation, management and operation of USG technology facilities and systems shall be accomplished.” Part of this responsibility is to prepare a manual of IT standards and best practices to be followed by USG organizations.

The hierarchy of USG IT policies and procedures is as follows:

- 1) *Board of Regents Policy Manual* is the top-level set of Board of Regents (BOR) approved policies from which all lower-level USG documents flow. Section 7.11 describes the Risk Management Policy including objectives and oversight. Compliance Policy is covered in Section 7.12 and defines applicability and implementation. Section 10, Information, Records & Publications, covers aspects of USG information technology including general policy, IT project authorization and cybersecurity.
- 2) The BOR *Business Procedures Manual* (BPM) has in recent years become important for IT and cybersecurity familiarization. Specifically, Section 12 describes Data Governance and Management which addresses governance, audit, cybersecurity and data privacy requirements.
- 3) *USG IT Handbook* (ITHB) is a standard containing IT and cybersecurity requirements and recommendations that establish acceptable IT and cybersecurity practices for USG organizations.
- 4) USG organization policies and processes establishes the detailed practices and tools used by USG organizations to meet the standards set forth in the *USG IT Handbook*.
- 5) Program or project policies and processes establish the detailed practices and tools to implement the standards set forth in the *USG IT Handbook* or USG organizations’ policies and processes.

This *USG IT Handbook* serves several purposes. Primarily, it sets forth the essential standard components USG organizations must follow to meet statutory or regulatory requirements of the federal government, state government, BOR policy, IT and cybersecurity standard practices. Secondly, it is designed to provide new IT and cybersecurity professionals within the USG the necessary information and tools to perform effectively. Finally, it serves as a useful reference document for seasoned professionals at USG organizations who need to remain current with changes in federal and state law and BOR policy.

This document provides direct links to reference information identifying the underlying source of some procedures and to provide broader understanding of the basis for others. Thus, the *USG IT Handbook*, while focusing on USG standards, also offers ready access to important policies, statutes and regulations that will aid the IT and cybersecurity professional in his or her daily performance of duties.

## Governance, Compliance and Authority

The USG CIO fully supports this standard. USG Cybersecurity is responsible for managing and administering this standard for all USG organizations. Authority to create this standard originates from section 10 of the *BOR Policy Manual*.

This document is subject to periodic review and revision. The current online version supersedes all previous versions.

## Scope

This standard applies to USG organizations and suppliers and affiliates under contract with the USG that accesses, stores, or processes protected information.

## Implementation and Applicability

A system wide or enterprise approach to IT operations and cybersecurity operations shall be adopted by USG organizations. It is expected that cybersecurity compliance will be embedded into each organization's cybersecurity plan. All compliance efforts will be focused on supporting the organization's objectives. Therefore, USG organizations' executive leaders or designee shall determine the direction and develop the organization's cybersecurity plans, standards and guidelines to:

- Identify and document applicable policies, procedures, laws and regulations.
- Establish the roles and responsibilities necessary to manage an information technology and cybersecurity program.
- Appoint skilled personnel into the identified roles.
- Communicate the importance of polices, standards and guidelines as defined in *BOR Policy Manual*, Section 10.
- Submit annually the Cybersecurity Program Review and required reporting as defined by *BOR Policy Manual*, Section 10.4.

## Companion Documentation

USG Cybersecurity shall develop and publish companion documentation to enhance the *USG IT Handbook* or provide supporting documentation (e.g., templates, risk registers, system risk assessment tools and project tracking tools) to aid in the development of organizational plans and procedures.

## Exceptions

Exceptions to any standard, procedure or guideline set forth in the *USG IT Handbook* shall be at the discretion of and approved in writing by, the USG CIO or the USG Chief Information Security Officer (USG CISO) with executive review and approval. In each case, USG organizations or vendors must complete and submit an Exception Request Form (Access to the document is restricted to authorized users only) including the need, scope and extent of the exception, safeguards to be implemented to mitigate risks, specific timeframe, requesting organization and management approval. Contact USG Cybersecurity to obtain more information. Denials of requests for exceptions may be appealed.

## Definitions

The following definitions of **Shall**, **Will**, **Must**, **May**, **May Not** and **Should** are used throughout this *USG IT Handbook*.

- 1) **Shall**, **Will** and **Must** indicate a legal, regulatory, standard or policy requirement. **Shall** and **Will** are used for persons and organizations. **Must** is used for inanimate objects.
- 2) **May** indicates an option.
- 3) **May Not** indicates a prohibition.

- 4) **Should** indicates a recommendation that, in the absence of an alternative providing equal or better protection from risk, is an acceptable approach to achieve a requirement.

## Table of Contents

Introduction .....	2
Version Control .....	2
Governance, Compliance and Authority .....	3
Scope .....	4
Implementation and Applicability .....	4
Companion Documentation .....	4
Exceptions .....	4
Definitions .....	4
Table of Contents .....	6
Table of Figures .....	10
Section 1 Information Technology (IT) Governance .....	11
Section 1.0 Introduction .....	11
Section 1.1 Chief Information Officer Role and Responsibilities .....	11
Section 1.2 Governance Structure .....	12
1.2.1 Shared Governance Framework .....	12
1.2.2 Strategic Alignment .....	13
Section 1.3 IT Organization, Roles, Responsibilities and Processes .....	13
1.3.1 Organization .....	13
1.3.2 IT System Ownership Roles and Responsibilities .....	14
Section 1.4 Strategic Planning .....	16
1.4.1 Technology Direction Planning .....	16
1.4.2 Standards and Quality Practices .....	16
1.4.3 Development and Acquisition Standards .....	16
Section 1.5 Resource Management .....	16
Section 2 Project and Service Administration .....	17
Section 2.0 Introduction .....	17
Section 2.1 Service Administration .....	18
2.1.1 Service Level Management Framework .....	18
2.1.2 Definition of IT Services .....	18
2.1.3 Service Support .....	18
Section 2.2 Project Administration .....	22
2.2.1 Initiation .....	22
2.2.2 Planning .....	23
2.2.3 Execution .....	23

2.2.4 Monitoring and Controlling .....	23
2.2.5 Closing.....	23
Section 2.3 Project Documentation Templates .....	23
2.3.1 Project Scope .....	24
2.3.2 Change Management Plan.....	24
2.3.3 Project Risk Management Plan .....	27
Section 3 Information Technology Management .....	28
Section 3.0 Introduction .....	30
Section 3.1 Information System User Account Management.....	30
3.1.1 Information System User Account Management .....	30
3.1.2 Managing Multifactor Authentication .....	33
Section 3.2 Log Management .....	34
3.2.1 Purpose .....	34
3.2.2 Objective .....	34
3.2.3 Requirements.....	34
Section 3.3 Continuity of Operations Planning.....	35
3.3.1 USG Continuity of Operations Planning Standard .....	35
Section 3.4 Network Services.....	38
3.4.0 Purpose .....	38
3.4.1 Network Services Standard.....	38
Section 3.5 Configuration Management.....	39
3.5.1 Configuration Management Plan Requirements .....	40
Section 4 Financial and Human Resource Management .....	41
Section 4.0 Introduction .....	41
Section 4.1 Technology Purchasing Approval Process.....	42
4.1.1 Spending Limits .....	42
4.1.2 IT Purchasing Policies.....	43
4.1.3 Requesting Approval.....	43
Section 4.2 Financial Management.....	43
Section 4.3 Human Resource Management .....	44
Section 5 Cybersecurity.....	44
Section 5.0 Cybersecurity Charter .....	47
Section 5.1 USG Cybersecurity Program .....	49
5.1.1 Organizational Responsibilities.....	49
5.1.2 Cybersecurity Program Plan Requirements.....	50
5.1.3 Cybersecurity Governance.....	51

Section 5.2 Appropriate Usage Standard.....	52
5.2.1 Appropriate Usage Requirements .....	52
5.2.2 Mobile Workforce Requirements .....	54
5.2.3 Enforcement .....	54
Section 5.3 Cybersecurity Incident Management.....	54
5.3.1 Cybersecurity Incident Response Plan Requirements .....	55
5.3.2 Cybersecurity Incident Reporting Requirements.....	56
5.3.3 Cybersecurity Events/Incidents Involving Personal Information.....	57
5.3.4 Cybersecurity Events/Incidents Involving Suppliers .....	58
Section 5.4 Information Asset Management and Protection .....	58
5.4.1 Information Asset Management Requirements .....	58
5.4.2 Information Asset Protection Requirements.....	59
Section 5.5 Risk Management.....	61
5.5.1 Organization’s Risk Management Programs.....	61
5.5.2 Cybersecurity Risk Management Plan Requirements.....	62
5.5.3 Defining Risk Tolerance.....	63
5.5.4 Risk Assessment and Analysis Requirements .....	63
5.5.5 Risk Register .....	64
Section 5.6 Information System Categorization .....	64
5.6.1 Purpose .....	65
5.6.2 Requirements.....	65
Section 5.7 Classification of Information .....	66
5.7.1 Classification Structure .....	66
5.7.2 Defining Personal Information.....	67
Section 5.8 Endpoint Management .....	68
5.8.1 Purpose .....	68
5.8.2 Discovery and Inventory .....	68
5.8.3 Vulnerability Scanning .....	69
5.8.4 Patch Management.....	70
5.8.5 Anti-virus, malware and spyware Controls.....	70
5.8.6 Host-Based Firewall/Intrusion Prevention Software .....	70
5.8.7 Encrypted Authentication .....	70
5.8.8 Unnecessary Services.....	71
5.8.9 Network Segmentation .....	71
5.8.10 Physical Security .....	71
5.8.11 Maintenance .....	72
Section 5.9 Cybersecurity Awareness, Training and Education .....	72
5.9.1 Roles and Responsibilities.....	72
5.9.2 Cybersecurity Awareness and Training Plan Requirements .....	73
Section 5.10 Required Reporting .....	74



5.10.1 Required Reporting Activities .....	74
5.10.2 Remediation and Mitigation Tracker .....	77
Section 5.11 Open for Future Use.....	78
Section 5.12 Password Management .....	78
5.12.1 Password Authentication Standard .....	79
Section 5.13 Domain Name System Management .....	81
5.13.1 DNS Security.....	81
Section 5.14 Information Protection Management.....	82
5.14.1 Purpose .....	82
5.14.2 Identifying Red Flags .....	82
5.14.3 Detecting Red Flags.....	84
5.14.4 Responding to Red Flags .....	85
5.14.5 Protecting Personal Information .....	85
Section 5.15 Email Use and Protection .....	86
5.15.1 Purpose .....	86
5.15.2 Requirements.....	86
5.15.3 Retiree Email Account Management .....	87
Section 6 Data Privacy.....	88
Section 6.0 Introduction .....	88
Section 6.1 Data Privacy Standard .....	89
6.1.1 Purpose .....	89
6.1.2 Standard.....	89
6.1.3 Applicability and Compliance.....	89
Section 6.2 Web Privacy Standard .....	90
6.2.1 Information Collection and Use .....	90
Section 6.3 Data Privacy Risks.....	90
6.3.1 IDENTIFY.....	91
6.3.2 GOVERN .....	91
6.3.3 CONTROL.....	92
Section 7 Facilities.....	92
Section 7.0 Introduction .....	92
Section 7.1 Physical and Environmental Security Requirements .....	92
Section 8 Mobile Device Management.....	94
Section 8.0 Introduction .....	94
Section 8.1 General Requirements to Manage Mobile Devices .....	95
Section 8.2 Organization-Owned Devices.....	95

Section 8.3 Personally Owned Devices .....	96
Section 8.4 Travel.....	97
8.4.1 Domestic Travel .....	97
8.4.2 International Travel .....	97
8.4.3 Export Controls .....	97
Section 9 Open for Future Use.....	98
Section 10 Learning Management System (LMS) .....	98
Section 10.0 Introduction .....	99
Section 10.1 Service Description.....	99
Section 10.2 Governance and Institutional Oversight .....	99
Section 10.3 Resource Model .....	99
10.3.1 Licensing and Hosting Costs.....	99
Section 10.4 Change Management .....	100
Section 10.5 Supplier Integration .....	100
Appendix A: References .....	101
Appendix B: Glossary .....	104
Appendix C: Acronyms (Common Abbreviations) .....	118
Index.....	120

## Table of Figures

Figure 1: People, Process and Technology Framework .....	14
Figure 2: Recommended Process Flow .....	32
Figure 3: Multi-Factor Authentication .....	34
Figure 4: Required Reporting Calendar.....	76
Figure 5: Risk Relationship Diagram – Cybersecurity and Privacy .....	89
Figure 6: Using NIST Frameworks to Manage Cybersecurity and Privacy Risks .....	91

# Section 1 Information Technology (IT) Governance

## Section Control

Table 1.1: Revision History

Date	Description of Change
05/02/2016	Initial redesign referenced in a new structure and format. PDF, structure and format
11/17/2016	Section 1.3.2 – added clarification of information system owner roles and responsibilities within the framework of people, process and technology. Clarification of information system owner
05/15/2017	Section 1.2 – added the correct title to 1.2.1. Revised section for consistency in format and content. Added title.
05/15/2017	Section 1.3 – deleted a misplaced word. Revised section for consistency in format and content.

Table 1.2: Compliance

Section Number	Section Name	Compilation Date	Published Date	Compliance Date
1.1	Service Administration	July 2015	July 2015	December 2015

## Section 1.0 Introduction

Achieving strategic alignment between the Information Technology (IT) organizations and the enterprises they serve is an important goal for any organization. This alignment requires a process to assure that investments in IT projects and assets are directed toward achieving the organization’s strategic vision, goals and objectives. Without alignment of purpose, intent and actions, the IT organization will not contribute purposefully to the overall mission.

Alignment is achieved through a variety of means, but three essential elements that should be formally prescribed are:

- Well-defined and understood role for the organization’s Chief Information Officer (CIO).
- Well-defined and cultivated working relationships between the CIOs and the other Chief Officers (CxOs) also known as a governance structure.
- Well-defined and adopted organizational roles and responsibilities.
- Well-defined and implemented strategic planning process.
- A well-defined and recurring resource management program.

## Section 1.1 Chief Information Officer Role and Responsibilities

A CIO in a higher education institution must be operationally sound and a skilled leader of staff, peers and causes. The CIO position must function as a fundamental partner with the other CxOs of the organization and must anticipate the organization’s needs. Therefore, this position must be a contributing member of the leadership team; understand the organization’s mission, purpose and intent; and provide a sound operating platform on which to launch new initiatives. The CIO may not be the subject matter expert on all things that the organization requires Information Technology (IT) to

support, improve or launch. He or she will not be the perfect combination of all who rely on him or her: a professor, a researcher, an accountant, a librarian, a scientist.

While the requirement for a strong leader is paramount, the CIO should not lead projects. The CIO must be an advisor, a consultant and a co-leader of projects to achieve strategies but is not the sole person in the organization that should be advocating for an implementation of an IT solution. The implementation of any new IT solution must be sought to create, resolve, or improve some business, academic or research function and therefore should be led by the CxO responsible for that function.

While a well-defined and adopted working relationship between the CIO and other CxOs is paramount, the CIO must also have similar business relationships with key institution non-CxO-level management, such as human resources, legal counsel, audit and risk management, accreditation, compliance, campus police, deans, etc., as well as local authorities. For example, the CIO should be included directly in conversations and assessments of legal acts that impact IT operations such as the Health Insurance Portability and Accountability Act of 1996 (HIPAA), the Electronic Communications Privacy Act (ECPA), the Family Education Rights and Privacy Act (FERPA) and other similar federal and state legislation.

## Section 1.2 Governance Structure

Information Technology (IT) can be leveraged to advance the organization and to enable achievement of business goals. To best advance the organization's priorities, there is the need for greater accountability for decision making around the use of IT in the best interest of all stakeholders.

Effective IT governance is the prescribed relationship between the IT organization and its customers through established operational processes of communication and decision making. A governance structure should be established and function appropriately to foster partnership of business and IT leadership. Typically, an effective IT governance framework includes defining organizational structures (e.g., reporting relationships, advisory committees, etc.), processes, leadership, roles, responsibilities and other attributes to ensure that the organization's IT investments are aligned and delivered in accordance with established strategies and objectives.

Enterprise governance and IT governance should be strategically linked, leveraging technology and organizational resources to increase the competitive advantage of the enterprise.

### *1.2.1 Shared Governance Framework*

The IT governance process should be defined, established and aligned with the overall organization governance and control environment. The framework is a shared governance model and should be founded on service management principles where all stakeholders (other CxOs) are identified and participate actively in processes that prioritize how IT resources are allocated for the organization's maximum benefit and these stakeholders are collectively engaged in the shared responsibility of assuring that resources are aligned with needs.

Without the collective participation and interchange among the stakeholders about the priorities for the IT organization, customers relinquish control to the CIO by putting him or her in the position of making decisions on the priorities of where to assign resources. When resources are plenty and there is no competition among customers regarding what gets done first, this might not be a problem. However, when demand outpaces supply, the collective group needs to assist with the prioritization across the institution.

### *1.2.2 Strategic Alignment*

The framework will lead to the collective understanding of how IT resources are deployed as well as the potential opportunities for their use. This information can then be used to determine the best use of these resources for the maximum institutional benefit. Priorities should be informed by not only the operational requisites, but also by organizational strategic plan and goals using a disciplined approach to portfolio, program and project management. The organization must have a methodology and set of practices to demonstrate prioritization of IT services and initiatives.

## **Section 1.3 IT Organization, Roles, Responsibilities and Processes**

The IT organization must be defined by considering the requirements of the primary organization it serves. Its placement within the overall structure should be considered based on the scope and breadth of services it is expected to provide to the organization. The organization should have a reporting structure that incorporates IT into planning and decision making at the leadership level.

The CIO should be a regular contributing member of the executive leadership team to participate in relevant decision processes of the stakeholder groups to anticipate technology resource needs, offer advice on technology enabled opportunities and respond to emergent requirements. Decisions about staffing levels, skills, functions, accountability, authority and supervision should be derived from these expectations.

### *1.3.1 Organization*

#### **Organizational Placement of the IT Function**

The CIO should be placed in the overall organizational structure based on the scope and breadth of services the IT unit is expected to provide to the organization. Often in complex organizations, a matrix reporting relationship among the most senior executive staff is not unusual. In smaller, less complex organizations, such hierarchies may not be necessary and a direct reporting relationship to the CEO is feasible. The key point is that it should not matter to whom the CIO reports, if the position is incorporated into the organization's leadership team decision-making processes.

It is also important to distinguish between the role of the CIO and the most senior centralized line management function of the centralized IT function (VP, Director, etc.) Regardless of whether the IT functions are managed in a highly centralized or decentralized manner, the role of the CIO must be recognized as that of the Chief Information (technology) Officer. The responsibilities and authority of this role should span any direct reporting structures and cross over organizational boundaries to encompass all IT functions of the organization. This is so that the CIO is responsible for the organization's total IT footprint as it relates to policy, compliance, security and risk management of IT-enabled functions, regardless of any decentralized line management of departmental IT functions.

#### **Management Structure**

Decisions about the appropriate balance of a centralized vs. decentralized resource pool of staffing and budget resources is related to the expectations of the organization. The centralized IT organization structure must be defined by considering the requirements of the primary organization it serves.

#### **IT Continuous Improvement Expectations**

As with all administrative and educational support functions in higher education organizations, the Commission on Colleges expects units to engage in systematic planning and assessment processes to assure institutional effectiveness (See SACS Core Requirement 3.3). Processes for planning, assessing

and improving services must be documented. IT processes and services should be periodically and systematically assessed for effectiveness. Opportunities for improvement should be incorporated into the planning process and implemented over time.

### 1.3.2 IT System Ownership Roles and Responsibilities

#### Definition of Information System

Information system is a discrete set of information resources organized for the collection, processing, maintenance, use, sharing, dissemination, or disposition of information. (FIPS 199&200; SP 800-18; SP 800-37; SP 800-53A; SP 800-60 and 44 U.S.C Section 3502.)

Selecting, implementing and maintaining an appropriate set of security controls to protect the information systems, products, or services employed by USG organizations requires strong collaboration between three primary audiences: information system owners, operation and cybersecurity managers and information system developers. For responsible operation, it is critical each audience understands how evolving mission and business requirements, operational environment and system uses impact system operations.

#### Information System Ownership Roles

At the highest level, every IT application and service should have an identified information system owner. This individual should be the senior person in the organization responsible for the application or service and ensures that the application or services renders value to the organization. For most infrastructure services such as the local area network, the CIO is that information system owner. For most business and educational support systems, the CxO, vice chancellor, or executive director to whom the function reports are normally the information system owner. However, the designation is dependent upon the organizational structure.



Figure 1: People, Process and Technology Framework

Information system owners may appoint a functionally responsible designee as the primary liaison between the IT service unit and the customers served by the system or services provided by IT. For example, the VP of Enrollment Management who is the information system owner for the student information system might appoint the registrar as the day-to-day liaison between the customers of the enrollment management system and IT for support and service provisioning. Within the USO, the vice chancellor of academic affairs for example may be the designated system owner of GeorgiaBEST. Information system owners serve as the focal point for the information systems, products, or services. In

his or her capacity, the information system owner serves as both an owner and as the point of contact between the system authorization process and subsystem owners. Examples of subsystems are application, networking, servers or workstations, owners or stewards of information stored, processed, or transmitted by the system and owners of the mission and business functions supported by the system. Often organizations may refer to information system owners as program managers or business owners.

### **Information System Ownership Responsibilities**

The information system owner is responsible for addressing the operational interests from the framework of people, process and technology. For example:

- People
  - The information system owner determines and communicates to IT the access rights and privileges to the information system for the purpose of ensuring compliance with regulatory and security requirements.
  - The information system owner ensures system users and support personnel receive requisite cybersecurity training.
- Process
  - In coordination with the Information Security Officer (ISO), the information system owner provides information and support for creating and maintaining the system security plan addressing the people, process and technology elements and ensuring the system is deployed and operated in accordance with the agreed-upon security controls.
  - In coordination with the data owner or data steward, the information system owner is also responsible for maintaining a documented process describing access entitlements for the purpose of ensuring compliance with regulatory and cybersecurity requirements.
- Technology
  - Establish through contract, statement of work, memorandum of understanding, or service level agreement and the technology responsibilities of IT in support of the information systems, products, or services.
  - Provide liaison between the IT service unit and the customers served by the information systems, products or services provided by IT.

In support of the information system owner, ISOs are responsible for managing the repository of inventoried information systems, products, or services; the information systems security plans associated with each information system identified and any additional documentation collected in support of the information system security plans.

Attestation and Assessment – Based on guidance from the *USG IT Handbook* and the *BPM*, the information system owner informs IT and cybersecurity of the need to conduct user access and entitlement review as defined by process, ensures that the necessary resources are available for the effort and provides the required system access, information and documentation to the ISO or audit authority. The information system owner in return shall receive the security assessment or audit results and guidance to address any discrepancies should there be any.

## Section 1.4 Strategic Planning

Each USG organization should have an IT strategic plan that is integrated with the organization's strategic plan. The effective management of information technology services should include a strategic planning component to direct IT resources across the organization in line with the business strategy and priorities. This direction should be inclusive of all IT resources, regardless of the departmental structure. Within the planning effort, the CIO and other CxOs of the organization assume shared responsibility for ensuring that IT resources are expended toward a catalog of services and projects that provide the maximum benefit to the organization. Strategic planning efforts and discussions also improve key stakeholders' understanding of IT opportunities and limitations, provide opportunities to assess current performance, identify resource requirements and clarify the level of investment required.

IT strategic planning should be a documented process, which is considered in business goal setting and results in discernible business value through investments in IT. Risk and value-added considerations should be periodically updated in the IT strategic planning process. Realistic long-range IT plans should be developed and regularly updated to reflect changing technology and business developments. Benchmarking against well-understood and reliable industry norms should take place and be integrated with the strategy formulation process. The strategic plan should include how recent technology developments can drive the creation of new business capabilities and improve the competitive advantage of the organization.

### *1.4.1 Technology Direction Planning*

Existing and emerging technologies should be analyzed to determine which technological direction is appropriate for IT strategy and business systems architecture. The planning should include identification of which technologies have the potential to create business opportunities and should address systems architecture, technological direction, migration strategies and contingency aspects of infrastructure components.

### *1.4.2 Standards and Quality Practices*

Standards, procedures and practices for key IT processes should be identified and maintained. Industry best practices should be used for reference when improving and tailoring the organization's quality practices.

### *1.4.3 Development and Acquisition Standards*

Standards for all development and acquisition that follow the life cycle of the ultimate deliverable should be adopted and maintained. This should include sign-off by the CIO and Executive Sponsor, or their designees, at key milestones based on agreed-upon criteria.

## Section 1.5 Resource Management

The CIO must establish a process to periodically review current performance and capacity of IT resources, as well as forecast future needs based on workload, storage and contingency requirements. This process should highlight the adequacy, or lack, of the resources needed to support the organization.

As a goal, performance and capacity plans should be fully synchronized with the business demand forecasts; for example, enrollment growth or a notable change in business process that results in the peak demand for a resource. The IT infrastructure and business demand should be subject to regular reviews to ensure that optimum capacity is achieved at the lowest possible cost.



Trend analysis should be performed to show imminent performance problems caused by increased business volumes to enable planning and avoid unexpected issues. The CIO should adjust the planning for performance and capacity following analysis of these measures.

## Section 2 Project and Service Administration

### Section Control

Table 2.1: Revision History

Date	Description of Change
05/02/2016	Initial redesign referenced in a new structure and format. PDF, structure and format.

Table 2.2: Compliance

Section Number	Section Name	Compilation Date	Published Date	Compliance Date

### Section 2.0 Introduction

IT service can be defined as a set of related functions provided by IT systems, products, or services in support of one or more business areas, which in turn may be made up of software, hardware and communications facilities perceived by the customer as a coherent and self-contained entity. An IT service may range from access to a single application, such as a general ledger system, to a complex set of facilities including many applications, as well as office automation that might be spread across several hardware and software platforms. Effective communication between IT management and their customers regarding services required is enabled by a documented definition of, and agreement on, IT services and service levels. This process also includes monitoring and timely reporting to stakeholders on service level accomplishments. This process enables alignment between IT services and the related business requirements.

A project, by definition, is a temporary activity with a starting date, specific goals and conditions, defined responsibilities, a budget, a plan, a fixed end date and multiple parties involved. Clear and accurate definition of a project is one of the most important actions you can take to ensure the project’s success. The clearer the target the more likely you are to hit it. Defining a project is a process of selection and reduction of the ideas and perspectives of those involved into a set of clearly defined objectives, key success criteria and evaluated risks. A project management framework will help maintain the organization’s portfolio of projects that support its IT-enabled programs by identifying, defining, evaluating, prioritizing, selecting, initiating, managing and controlling these projects in order to ensure that the projects support the organization’s objectives. The framework will help coordinate the activities and interdependencies of multiple projects, manage the contribution of all the projects within the organization to expected outcomes and resolve resource requirements and conflicts.

A documented definition of, and agreement on, required IT services and service levels must be established between IT management and organization customers. A framework for the management of all IT projects must be established to ensure the correct prioritization and coordination of all projects.

## Section 2.1 Service Administration

A documented definition of, and agreement on, required IT services and service levels must be established between IT management and organization customers. This process should include monitoring and timely reporting to stakeholders on service level accomplishments. Portfolio management includes the demand and resource allocation across all services, programs and projects; including those resources to support internal services and projects. Programs and projects exist either to create a new service; to expand, enhance or improve (e.g., to reduce risk or cost per planning unit or to add features); or to retire a service. Service levels must be periodically re-evaluated to ensure alignment of IT and business objectives. All service level management processes should be subject to continuous improvement. Customer satisfaction levels should be regularly monitored and managed. Expected service levels must reflect strategic goals of the organization and be evaluated against industry norms. IT management must have the resources and accountability afforded by the institution to meet service level targets. Senior management should monitor performance metrics as part of a continuous improvement process.

### *2.1.1 Service Level Management Framework*

A framework that provides a formalized service level management process between customers and the service provider must be defined. This framework should maintain continuous alignment with business requirements and priorities and facilitate mutual understanding. The framework should also define the organizational structure for service level management, covering the roles, tasks and responsibilities of internal and external service providers and customers. The framework should include processes for creating service requirements, service definitions and funding sources, as well as documentation such as Service Level Agreements (SLAs) and Operating Level Agreements (OLAs). Specified service level performance criteria should be continuously monitored and reports on the achievements of service levels should be provided in a format that is meaningful to stakeholders. The monitoring statistics should be analyzed and acted upon to identify positive and negative trends for individual and overall services provided. SLAs and their associated contracts, if applicable, with internal and external service providers should be regularly reviewed to ensure that they are effective, up-to-date and that changes in requirements have been considered.

### *2.1.2 Definition of IT Services*

Definitions of IT services should be based on service characteristics and business requirements. These definitions should be organized and stored centrally.

### *2.1.3 Service Support*

Service Support must focus on the IT end user, ensuring that they have access to the appropriate IT services to perform their business functions. Effective service support management requires the identification and classification, root cause analysis and resolution of issues. This process also includes the formulation of recommendations for improvement, maintenance of issue records and review of the status of corrective actions. This process should include setting up a service desk or service request function with registration, issue escalation, trend and root cause analysis and resolution. In addition, root causes of issues, such as poor user training, can be identified and addressed through effective reporting.

#### **Service Desk/Service Request Function**

A service desk or service request function, which is the end user interface with IT, should be established to register, communicate, analyze and route all customer service requests, reported issues and

information requests. It should be the single point-of-contact for all end user issues. Its first function should be to create a ticket in an issue tracking system that will allow logging and tracking of service support requests. Issues must be classified according to type, business and service priority. There must be monitoring, and escalation procedures based on agreed-upon service levels relative to the appropriate SLA that allow classification and prioritization of any service support requests (e.g., an incident, problem, service request, information request, etc.).

Once an issue has been logged, an attempt should be made to solve the issue at this level. If the issue cannot be resolved at this level, then it should be passed to a second or third level within the issue tracking system and routed to the appropriate personnel for analysis and resolution. The service desk or service request function should work closely with related processes such as change management, release management and configuration management. Customers must be kept informed of the status of their requests. The function must also include a way to measure the end user's satisfaction with the quality of the service support and IT services. As a goal, the service desk and service request function should be established and well organized and take on a customer service orientation by being knowledgeable, customer-focused and helpful. Advice should be consistent, and incidents resolved quickly within a structured escalation process. Extensive, comprehensive FAQs should be an integral part of the knowledge base, with tools in place to enable a user to self-diagnose and resolve issues. Metrics must be systematically measured and reported. Management should use an integrated tool for performance statistics of the service desk and service request function. Processes should be refined to the level of best industry practices, based on the results of analyzing performance indicators, continuous improvement and benchmarking with other organizations.

### **Clarification of Issues**

Processes to classify issues that have been identified and reported by end users must be implemented to determine category, impact, urgency and priority. Issues should be identified as incidents or problems and be categorized into related groups, such as hardware, software, etc., as appropriate. These groups may match the organizational responsibilities of the end user and customer base and should be the basis for allocating problems to the IT support staff. Note that incident management differs from problem management. The purpose of incident management is to return the service to normal level as soon as possible with the smallest possible business impact. The principal purpose of problem management is to find and resolve the root cause of a problem and prevent further incidents.

### **Incident Management**

An incident is any event that is not part of the standard operation of the service and causes, or may cause, an interruption or a reduction of the quality of the service. Incident Management aims to restore normal service operation as quickly as possible and minimize the adverse effect on business operations. Normal service operation is defined here as service operation within SLA limits.

### **Problem Management**

A problem is a condition often identified because of multiple incidents that exhibit common symptoms. Problems can also be identified from a single significant incident, indicative of a single error, for which the cause is unknown. Problem Management aims to resolve the root causes of incidents to minimize the adverse impact of incidents and problems and to prevent recurrence of incidents. The objective of problem management is to reduce the number and severity of incidents and report findings in documentation that is available for the first line and second line of the service desk and service request function.

## **Tracking of Issues**

The issue management process must provide for adequate audit trail capabilities that allow for tracking, analyzing and determining the root cause of all reported issues considering:

- All outstanding issues
- All associated configuration items
- Known and suspected issues and errors
- Tracking of issue trends

The process should be able to identify and initiate sustainable solutions to reported issues that address the root cause, raising change requests via the established change management process. Throughout the resolution process, regular reports should be made on the progress of resolving reported issues. The continuing impact of reported issues on end user services and against established SLAs should also be monitored.

If this impact becomes severe or reaches established SLA thresholds, the issue management process must escalate the problem.

## **Escalation of Issues**

Service desk and service request function procedures must be established so that issues that cannot be resolved immediately are appropriately escalated according to the guidelines established in the SLAs. Workarounds should be provided if appropriate. These procedures should ensure that issue ownership and life cycle monitoring remain with the service desk for all user issues, regardless of which IT group is working on the resolutions.

## **Resolution and Closure of Issues**

Procedures must be put in place to close issues either after confirmation of successful resolution of the issue or after agreement on how to alternatively manage the issue. When an issue has been resolved, these procedures should ensure that the service desk records the resolution steps and confirms that the customer agrees with the action taken. Unresolved issues should be recorded and reported to provide information for the timely monitoring and clearance of such issues.

## **Reporting and Analysis**

The issue management system must be able to produce reports of service desk activity so that management can measure service performance and service response times, as well as identify trends or recurring issues so that service can be continually improved.

## **Assessment**

An effective service support process requires well-defined monitoring procedures, including self-assessments and third-party reviews. These procedures should allow continuous monitoring and benchmarking to improve the customer service environment and framework. Remedial actions arising from these assessments and reviews should be identified, initiated, implemented and tracked.

## **Service Metrics**

The need for metrics is driven by the desire to deliver and demonstrate high-quality service. The type of metrics collected is driven by the business and IT requirements for service reporting and Key Performance Indicators (KPIs). Metrics collection and aggregation provide input into key business decisions such as how to equitably allocate costs. Service metrics represent the KPIs of an IT service. They should be based on measurable attributes of the associated process, network, system, application,

server, or storage components that support the service. For example, the availability of a service may be dependent on the combined availability of various underlying components as well as a minimum volume of transactions processed by an application.

The basic requirement of any collected metric is that it be derived from performance and availability attributes of the specified target. Extended metrics will rely on more sophisticated attributes related to resource usage, transactions and process efficiency. Other metrics specify indicators that are more representative of business processes and operations. The technical infrastructure required to measure and collect metric data varies widely depending on the characteristics of the metrics and the availability of supporting data. There are dependencies on how the measured resource is instrumented and how the information can be collected. The complexity, effort and cost-of-collection required to maintain such an infrastructure in a dynamic environment is another essential element. Use of standards, best practices and effective integration are important considerations for successful and maintainable IT service metering. To reduce the overhead associated with common data collection implementations that use proprietary agents, IT service metrics should be based on agents with mechanisms supplied by applications and operating systems vendors or with agents based on standards. This nonproprietary approach helps minimize support overhead as well as speed deployment as it reduces upfront planning and configuration efforts.

### **Service Benchmarking**

IT service benchmarking defines a strategic management method that compares the performance of one IT service provider with the IT services of other institutions or organizations. Performance means both efficiency and effectiveness criteria. The comparison can be conducted within one organization, but also on an enterprise basis. The objective of IT benchmarking is to identify optimization potentials and extrapolate recommendations on how performance could be improved. The benchmark is the so-called best practice. This means that the organization or its processes provided by the IT service in question meets the defined efficiency and effectiveness criteria of the best.

A typical benchmarking procedure may include, but is not limited to:

- Identifying efficiency and effectiveness criteria that serve as comparative factors and asking how IT services within an operative process should be changing.
- Finding internal and external benchmarking partners or donors to set up a comparative platform, with each partner being prepared to share the necessary information.
- Setting up a key data system by taking the comparability into account, with a clear and definition-based boundary to ensure a fair comparative platform.
- Analyzing the database, identifying the best-practice participants and defining the target benchmark.
- Identifying optimization potentials and guidelines by comparison with the best practice.
- Calculating theoretical savings potentials.
- Extrapolating objectives to close the gap to best practice.
- Setting up an implementation plan.
- Controlling results and improvements.

## Section 2.2 Project Administration

A framework for the management of all IT projects must be established to ensure the correct prioritization and coordination according to priorities established by the Board of Regents, the Chancellor, institution presidents and organization directors. This framework may include, but is not limited to:

- 1) Business case
- 2) Project scope to include deliverables and requirements
- 3) Sponsor engagement and appropriate sign-off
- 4) Schedule, preferably including resources
- 5) Method for tracking issues, risks and decisions
- 6) Change management approach
- 7) Risk management approach
- 8) Testing and implementation
- 9) Post-implementation review

The project management framework should define the scope and boundaries of managing projects, as well as the method to be adopted and applied to each project undertaken. This approach:

- 1) Insures project risk management and value-added delivery to the organization
- 2) Reduces the risk of unexpected costs and project cancellation
- 3) Improves communications to and involvement of stakeholders and end users
- 4) Ensures the value and quality of project deliverables
- 5) Maximizes their contribution to IT-enabled programs

A proven, full life cycle project administration methodology must be implemented, enforced and integrated into the culture of the entire organization. An ongoing initiative to identify and institutionalize best project management practices should be implemented. An IT strategy for sourcing development and operational projects should also be defined and implemented.

### 2.2.1 Initiation

A project management approach should be established corresponding with the size, complexity and regulatory requirements of each project. The project governance structure should include the roles, responsibilities and accountabilities of the various personnel involved in the project and the mechanisms through which they can meet those responsibilities. These personnel may include, but are not limited to:

- 1) Program or executive sponsors
- 2) Project sponsors
- 3) Project leads
- 4) IT steering committee
- 5) Project manager
- 6) Project management organization
- 7) Stakeholders
- 8) End users

All IT projects must have sponsors with sufficient authority to own the execution of the project within the overall organization strategic plan. These sponsors should exist outside of the IT department. Stakeholders and end users should be engaged in the work of the program, including projects, to ensure success and collaboration. The project manager and project management organization should

collaborate with the appropriate personnel to develop the appropriate documentation for the project during initiation. This documentation may include a business case, a project scope and other documents that define key aspects of the project such as goals, benefits, risks, resources required, sponsor, success criteria and metrics, etc. Templates for a business case, project scope, change management plan and risk management plan are shown in Section 2.3.

### *2.2.2 Planning*

A formal, approved integrated project plan should be established to guide project execution throughout the life of the project. Changes to this plan should be approved in line with the IT governance framework. Planning should include documentation of program and project interdependencies to minimize risk to all projects undertaken within a program or service. The organization and project team should develop the project plan, including the project schedule, change management and communications plans and the way in which risks, decisions and issues will be tracked and managed during the project life cycle. The change management plan should establish the mechanism by which all changes to the project baseline, including cost, schedule, scope and quality will be appropriately reviewed, approved and incorporated. Project risks should be eliminated or minimized through a systematic process of planning, identifying, analyzing, monitoring, controlling and responding to the areas or events that have the potential to cause unwanted change. Risks should be identified and centrally recorded.

### *2.2.3 Execution*

During the execution phase, the project team should execute the project plan in compliance with the project scope. Approval of the project should be based on IT governance decisions. Approval of subsequent phases should be based on review and acceptance of the deliverables from the previous phase. In the event of overlapping project phases, program and project sponsors should establish an approval point to authorize project progression.

### *2.2.4 Monitoring and Controlling*

The project timeline, scope and budget must be monitored and controlled per the project and change management plans during the controlling phase of the project. Project performance should be measured against key project performance scope, schedule, quality, cost and risk criteria. Deviations from the project plan should be identified and assessed for impact on the project. Results should be reported to key stakeholders. Remedial action should be recommended, implemented and monitored in-line with the program and project governance framework.

### *2.2.5 Closing*

A project should be closed when the project sponsor agrees that the project scope has been satisfied. At the end of each project, the project stakeholders must ascertain whether the project has delivered the planned results and benefits. Any outstanding action items that are required to achieve the planned results of the project should be identified, communicated and disposed of as needed. Project documentation should be archived, and lessons learned for use on future programs and projects should be identified and documented.

## **Section 2.3 Project Documentation Templates**

The following templates are provided as examples that could be used as a starting point for developing project documentation. Templates already in place at your institution are acceptable as well.

*2.3.1 Project Scope*

The project scope document must include project goals and deliverables.

*Table 2.3: Project Goals and Deliverables*

Project Name		Date	
Project Sponsor		IT Project Sponsor	
Program Manager		Project Manager	
Executive Summary	High level description of the project, linkages to strategic goals and justification.		
Project Description	Define who, what, when and why of the project.		
Project Goals and Objectives	These may come from the business case but should be refined if additional information is available.		
Project Scope	Specific features, functions and regulations that must be complied with for the project to be deemed a success. Specify those features and functions that are out of scope for this project.		
Project Deliverables	What will be produced because of this project?		
Assumptions and Constraints/Boundaries	Assumptions are conditions that are assumed to be true or to exist and will impact the success of the project. Constraints and boundaries are limits to the project deliverables and sphere of influence.		
Project Dependencies	Conditions that must exist or be met for the project to move forward and successfully meet its objectives.		

Signature

\_\_\_\_\_ Date \_\_\_\_\_

*2.3.2 Change Management Plan*

**Purpose**

The purpose of a Change Management Plan is to set out the methods and procedures to manage all changes affecting this project’s:

- Resources, costs and timing as set out in the project plan.
- Deliverable, product and process quality.

A change management plan exists to provide a formal process for:

- Submission and receipt of change requests.
- Review and logging of change requests.
- Determination of the feasibility of change requests.
- Approval of change requests.
- Implementation and closure of change requests.

All project changes should enter the Change Management cycle in the format of a Change Request.

Legitimate changes to the product/project may stem from:

- Responses to problems internal to the project.
- Externally imposed requirements.
- Change in business requirements or strategy.
- Proactive changes to improve performance or benefit.

A Change Management Plan should employ an industry standard cyclical approach to:

- Ensure standardized methods, processes and procedures are used for all project changes.
- Facilitate efficient and prompt handling of all changes.



- Maintain a proper balance between the benefits of change and the detrimental impact of change on the Project Plan.

*Table 2.4: Change Management Roles and Responsibilities*

Role	Responsibilities
Project manager	<ul style="list-style-type: none"> <li>• Develop change management plan</li> <li>• Take change requests to change review board</li> <li>• Monitor change requests</li> <li>• Log change requests</li> </ul>
Project team	<ul style="list-style-type: none"> <li>• Evaluate change requests and estimate impact to scope, schedule and budget</li> </ul>
Change Review Board	<ul style="list-style-type: none"> <li>• Evaluate change requests, make decisions as to whether they are accepted, rejected, or deferred</li> </ul>
Sponsors (Project/IT)	<ul style="list-style-type: none"> <li>• Approve change management plan</li> </ul>

*Table 2.5: Change Review Board*

Role	Name
Project manager	
Change Review Board leader	
Technical Review Board members	
Change Review Board members	

*Table 2.6: Change Control Documents*

Document	Function
Change request	<ul style="list-style-type: none"> <li>• Documents desired changes as requested or discovered</li> <li>• Documents what the change is</li> <li>• Documents the rationale and benefit of the change</li> <li>• Documents the risk of not changing</li> </ul>
Change/Decision log	<ul style="list-style-type: none"> <li>• Summarizes change requests received</li> <li>• Track's status of change requests submitted</li> <li>• Documents change decisions made, when and by whom</li> </ul>
Type of Change	Control Document
Scope	<ul style="list-style-type: none"> <li>• Scope statement</li> <li>• WBS (work breakdown structure)</li> <li>• Product requirements</li> <li>• Scope management plan</li> </ul>
Time	<ul style="list-style-type: none"> <li>• Schedule baseline</li> <li>• Schedule</li> <li>• Milestones</li> <li>• Schedule management plan</li> </ul>
Costs	<ul style="list-style-type: none"> <li>• Cost baseline</li> <li>• Budget</li> <li>• Cost management plan</li> </ul>
Risk	<ul style="list-style-type: none"> <li>• Risk management matrix</li> <li>• Risk management plan</li> </ul>
Communications	<ul style="list-style-type: none"> <li>• Communication plan</li> <li>• Stakeholder analysis</li> </ul>
Resources	<ul style="list-style-type: none"> <li>• Roles and responsibilities</li> <li>• Resources/staffing allocations</li> </ul>

### **Change Management Procedures**

A Change Management Cycle may be comprised of the following events:

- Raise and record Change Request (CR)
- Assess impact and value of change
- Present assessment results and obtain approval
- Implement change and re-baseline plan
- Close CR

## Raise and Record Change Request

The change initiator prepares a Change Request and communicates the details of the change to the Project Manager. The change initiator should complete and store the Request Section. Information below reflects information typically requested on a change request form.

### Request Section

Completed and sent to the project manager:

Table 2.7:

Requester Name:	
Requester Contact Information:	
Change Request Date:	
Priority:	
Summary of Change:	
Description of Change:	
Rational for Change:	
Benefit of Change:	
Date Required for Approval	

### Evaluation Section

Completed and sent to the project manager and project sponsors:

Table 2.8:

Change Request ID:	
Change Request Assigned Date:	
Implication for Project:	
Risk:	
Resource Impact Statement:	
Estimated Impact on Effort:	
Estimated Impact on Cost:	
Estimated Impact on Schedule:	
Decision:	
Decision Detail:	
Decision Maker:	
Decision Date:	

Details of each change request should be recorded in the Change Log.

### Assess Impact and Value of Change

The Change Request is escalated to the project core team for technical evaluation. All change requests will be reviewed at team meetings or on an as needed basis. The CR is assessed for its impact on the project plan (resources, costs and schedule) by the Project Manager and the project core team. A brief Business Case is completed with the assistance of the project core team. Present Assessment Results and Obtain Approval. The results of the CR assessment are presented to the Change Control Review Board – Steering Committee, project sponsor, or other authority. Based on the value judgment passed on the CR, it is accepted or rejected. If accepted, sign-off represents a new agreement on the updated Project Plan. The new timeline, scope, costs and schedule should be baselined.

### Implement Change and Re-baseline Plan

Work should not begin on the CR until an approval has been given. At that time, the new work required by the change is undertaken and completed according to the new Project Plan.

## Close Change Request

Following successful implementation and testing of the CR work, a closing entry is made in the Change Management Log.

## Project Archives

This section defines where change management documentation will be stored and archived.

## Signatures

The Project Sponsor signs off on the change management plan, giving authority to the team members to record, assess, track and approve or reject change requests.

### 2.3.3 Project Risk Management Plan

A Project Risk Management Plan is a controlling document that incorporates the goals, strategies and methods for performing risk management on a project. The Project Risk Management Plan describes all aspects of the risk identification, impact analysis and control processes. The purpose of developing such a plan is to determine the approach for performing risk management on the project.

Table 2.9: Roles and Responsibilities

Role	Responsibilities
Project Manager	<ul style="list-style-type: none"><li>Leads the development of a Project Risk Management Plan</li><li>Leads the project team through identification of risks</li><li>Facilitates risk analysis with Risk Management Team</li><li>Monitors and escalates risks to the Risk Management Lead</li></ul>
Project Sponsor	<ul style="list-style-type: none"><li>Approves the Risk Management Plan</li></ul>
Risk Management Lead	<ul style="list-style-type: none"><li>Chairs the Risk Management Team</li><li>Approves Risk Scoring</li><li>Approves risk disposition strategy</li></ul>
Risk Management Team	<ul style="list-style-type: none"><li>Identifies risks</li><li>Conducts risk impact analysis</li><li>Develops disposition strategy recommendations</li></ul>
Project Team	<ul style="list-style-type: none"><li>Identifies risks</li></ul>

## Risk Identification, Qualification and Quantification

Methods to be used to identify risks for a project may include, but are not limited to, brainstorming sessions, historical review of similar projects and expert interviews. Risks may be identified during daily project activities, in risk assessment meetings or in critical issues sessions. Identified risks should be added to a project risk register. To determine the severity of the risks identified by the team, a probability and impact factor may be assigned to each risk. This process allows the risk management team to prioritize risks based upon the effect they may have on the project. In this template, the project manager utilizes a probability-impact matrix to give each risk a score. The chart below defines the criteria used to calculate the Risk Score. There is an assigned numeric value to each risk factor choice. The risk factor values are multiplied together to calculate the Risk Score.

Table 2.10: Risk Score

Probability	Impact	Timeline
75% - 100%	Critical: Project stops or fails	
51% - 74%	Elevated: Major impact to project timeline, costs, or scope	
26% - 50%	Moderate: May have impact to project timeline, costs, or scope	
0% - 25%	Minor: No impact to project timeline, costs, or scope	

## Risk Prioritization

Once the risks are assigned a Risk Score, they may be prioritized with the highest Risk Score being given the highest priority.

## Risk Response Planning

The risks for a project may be managed and controlled within the constraints of time, scope and cost. All identified risks may be evaluated to determine how they affect the triple constraint. The project manager, with the assistance of the Risk Management team, may determine the best way to respond to each risk to ensure compliance with these constraints. The project manager may lead the Risk Management Team to assign a Risk Disposition for each identified risk. Risk Disposition options include:

- **Mitigate** – Action will be taken to manage the risk to minimize the likelihood that it will become a project issue.
- **Transfer** – The risk will be managed outside of the project. The transfer recipient must be identified and accept transfer.
- **Accept** – Risk Management Lead approves no action will be taken for this risk.

## Risk Monitoring and Control

It is recommended that risks are monitored during the time the project is exposed to each risk. Risk monitoring must be a continuous process throughout the life of a project. As risk mitigation tasks approach on the project schedule, the project manager should provide the necessary status updates that include the risk status, identification of trigger conditions and the documentation of the results of the risk response.

## Risk Register

The Risk Register is a log of all identified risks, their probability and impact to the project, the category they belong to, mitigation strategy and when the risk will occur. An example of a Project Risk Register is shown below.

*Table 2.11: Risk Register*

ID	Description	Timeline	Probability	Impact	Score	Risk Exposure	Risk Status	Disposition	Trigger Date	Action Description	Owner	Updated Date
1.												
2.												
3.												

See Risk Identification, above, for recommended approaches to identify risks to be entered into the Risk Register. Based on the identified risks and timeframes in the risk register, each risk may be added to the project plan. At the appropriate time in the plan, prior to when the risk is most likely to occur, the project manager may assign a risk manager to ensure adherence to the agreed upon mitigation strategy. The Risk Register should be maintained in a central location available to the entire project team.

## Signature

The Project Sponsor must sign the risk plan, thereby agreeing to the project approach for managing project risks.

# Section 3 Information Technology Management

## Section Control

**Table 3.1: Revision History**

Date	Description of Change
05/02/2016	Initial redesign referenced in a new structure and format. PDF, structure and format
05/27/2016	Section 3.1 – updated “Recommended Process Flow Chart” added to match content. Updated flow chart
05/15/2017	Section 3.0 – added definitions from 3.1 and deleted definitions already stated in Introduction section. Section 3.1 – moved definitions to 3.0. Revised section for consistency in format and content. Changed location of definitions.
05/15/2017	Section 3.2 – deleted exceptions to log management standard. Revised section for consistency in format and content. Deleted exceptions.
05/15/2017	Section 3.3 – provided accurate title for ISO and deleted management of USG continuity of operations planning standard. Revised section for consistency in format and content. Added accurate titles and deleted standard.
02/22/2020	Section 3.1.2 – Added section to standardize MFA deployment across the USG enterprise. Managing Multifactor Authentication
04/30/2020	Section 3.1.2 –Standardized MFA deployment heading. Strike “Section”
04/30/2020	Section 3.1.2 – moved compliance information to table. Strike “Compliance Dates...” move to “Compliance” table pg. 18
04/30/2020	Section 3.3.1 – editorial change and CSF alignment. Strike extra space and add “All recovery planning must include lessons learned and update recovery strategies.”
04/30/2020	Section 3.3.1 – editorial change and CSF alignment. Add “, or dependent” and add bullet 1 “Create, implement, maintain and test backup and recovery plan....”
04/30/2020	Section 3.3.1 – editorial change and CSF alignment. Add bullet two “and to provide timely communication.” And add bullet three “The communication controls ensure that information....”
07/09/2020	Section 3.1 – editorial change and CSF alignment. Strike “Introduction”
07/09/2020	Section 3.1.1 – editorial change and CSF alignment. Edit and add content “provisioned” and “deprovisioned”
07/09/2020	Section 3.1.1.1 – editorial change and CSF alignment. Add content, “to address both cybersecurity and privacy concerns.”
07/09/2020	Section 3.2.1 – editorial change and CSF alignment. Add sentence to second paragraph.
07/09/2020	Section 3.2.2 – editorial change and CSF alignment. Add bullet and content, “Define criteria...” and “or “mission-critical systems”
07/09/2020	Section 3.2.3 – editorial change and CSF alignment. Add content to final paragraph.
01/08/2021	Section 3, Section Control, Compliance – Updated table with dates. MFA Compliance Update
06/02/2022	Section 3.1.2 – added Tiers.
06/02/2022	Section 3.2 – strengthened “requirements.”
06/02/2022	Section 3.5 – added new section concerning configuration management.

TBD	Section 3.3 – complete restructuring and CSF and PF alignment. Update content to align with the larger enterprise Continuity of Operations Project focusing on IT and Cybersecurity incident response, disaster recovery and contingency planning.
-----	--

*Table 3.2: Compliance*

Section Number	Section Name	Compilation Date	Published Date	Compliance Date
3.1	Information System User Account Management	November 2012	March 2013	July 2013
3.1.2	Implementation plans must be submitted	January 2018	February 2020	December 2019
3.1.2	Implementation must be complete	June 2019	February 2020	December 2019
3.1.2	Plans of Action: Tier I	October 2019	March 2020	December 2020
3.1.2	Plans of Action: Tier II.	October 2019	March 2020	December 2021
3.1.2	Plans of Action: Tier III.	October 2019	March 2020	December 2022

## Section 3.0 Introduction

Knowledge Management provides IT systems, tools, governance and support to facilitate the creation and management of data and the use of information and knowledge for effective analysis and decision making. IT Management establishes and advances an environment and a set of practices that support agile and accessible collection, transformation, warehousing, retrieval, analysis and exchange of vital enterprise data and decision-support information.

## Section 3.1 Information System User Account Management

IT Management establishes practices that support agile and accessible collection, transformation, warehousing, retrieval, analysis and exchange of vital enterprise data and decision-support information. Knowledge Management provides information technology systems, tools, governance and support to create and manage data as well as the use of information and knowledge for effective analysis and decision-making.

### *3.1.1 Information System User Account Management*

Controlling access to information systems, products or services and managing user accounts are critical business processes that support effective use of information resources. Effective use of information resources is a shared responsibility among human resource management (HRM), system owners and data stewards. Examples of these key responsibilities can be found with the student information system where the registrar may serve as the data steward in defining access procedures and guidelines for at least part of the system, while IT may serve as the system owner by developing, integrating and maintaining interfaces to the system, while HRM ensures that personnel changes affecting user access to the system are communicated to concerned parties.

At its core, this section refers to the process by which an individual's access and permissions is activated (provisioned), reviewed and deactivated (deprovisioned) consistent with their roles and responsibilities as an employee. To be effective, an account provisioning process should ensure that the creation of

accounts and the access to applications and data are consistent while maintaining required privacy and protecting information systems. Information systems user account management must be addressed to lower the risks and threats facing users, hosts, networks and business operations.

### **3.1.1.1 Information System User Account Management Procedures**

The USG recognizes its information resources are strategic and vital assets belonging to the people of Georgia. These assets require a degree of protection commensurate to their value. Information systems, products or services must be protected from unauthorized access, loss, contamination, or destruction. Proper management and protection are characterized by ensuring the confidentiality, integrity and availability of the system. User account access is a continual process and vital to proper management and security of information systems. HRM, system owners and data stewards will work together to create organizational procedures focused on effective communication, accuracy of user account data and protection of confidential or sensitive data.

#### **Purpose**

Establish procedures for user account management of information systems, products or services including granting, reviewing, inactivation, updating or terminating access for USG administrators, executives, faculty, staff, researchers, clinical care providers and students. These procedures also apply to individuals or representatives of entities in relationship through formal, informal, contract or other types of agreements who interact with USG information systems, products, or services.

#### **Procedures**

- USG organizations shall identify and categorize information systems, products or services that process or store confidential or sensitive information or are mission-critical systems. The suggested responsible party is the system owner.
- USG organizations will identify the system owner and data steward for each mission-critical system, products or service containing confidential or sensitive information. A list of these systems, products or services and the associated owners shall be made available upon request. The suggested responsible parties are the system owner and data steward.
- USG organizations will maintain an up-to-date mapping of users to information systems, products, or services. The system owner will provide the data steward with user ID information. The suggested responsible parties are the system owner and data steward.
- Only authorized users should be allowed physical, electronic, or other access to information systems, products, or services.

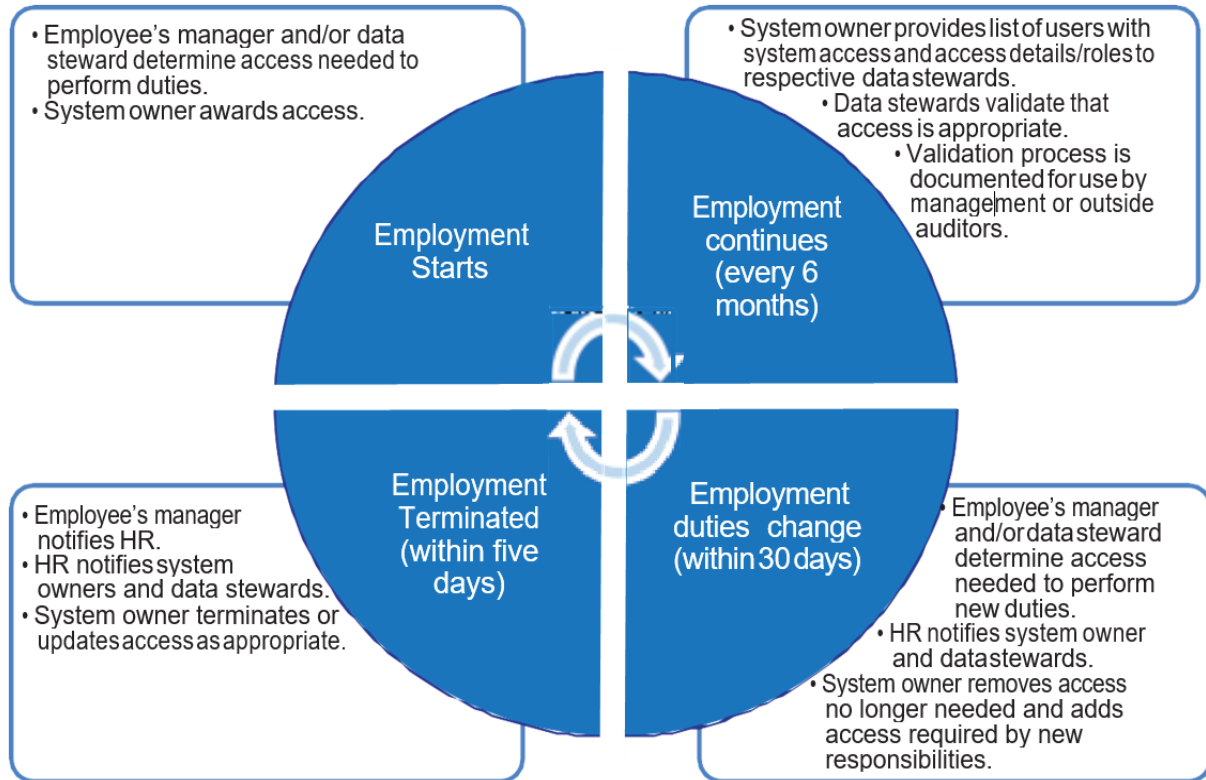


Figure 2: Recommended Process Flow

- USG organizations will define both administrative and technical access controls to address cybersecurity and data privacy concerns. The suggested responsible parties are HRM, the system owner and data steward. Access controls must include, but not limited to:
  - Documented procedures to grant, review, deactivate, update, or terminate account access.
  - Ensure appropriate resources are available and maintained to authenticate and verify authorized access (e.g., privilege access management solution).
  - Ensure appropriate resources are available and maintained to prevent and detect unauthorized use.
- System owners, data stewards and users share the responsibility of preventing unauthorized access to USG organizations' information systems, products, or services.
- Data stewards will analyze user roles and determine level of access required to perform a job function. The level of authorized access must be based on principle of least privilege (POLP).
- HRM and data stewards will notify the system owner of personnel status changes in job function, status, transfers, referral privileges or affiliation. The suggested responsible parties are the system owner, data steward and HRM.
- User access and privilege reviews to an information system must be reviewed regularly. Data stewards must review user access to the information system every six months and document findings with the system owner.



- As part of a de-provisioning process, system owners will update information system access no more than five business days after terminations and no more than 30 days after other personnel status changes.

### *3.1.2 Managing Multifactor Authentication*

Securing information and information systems, products or services remains a core responsibility of the University System of Georgia (USG). USG organizations maintain a legal and ethical responsibility to protect information in its care. Organizations using only single sign-on authentication are at risk of compromise and no longer secure. To mitigate this risk, multifactor authentication (MFA) must be implemented across the USG. Furthermore, MFA shall be the standard for accessing all USG or third-party managed resources by all USG employees, students, affiliates and contractors.

Organizations without MFA must develop a plan of action to implement this authentication service to reduce the risk of account compromise by mitigating the weakness of single-factor authentication. Additionally, USG organizations will document their plans of action and procedures to ensure MFA is deployed. Deployment compliance following the tiered approach below will also be documented. USG Cybersecurity will be tracking the implementation of MFA.

#### **Plans of Action**

Elements of the organization's MFA plan of action shall include deployment priorities (roadmap), personnel affected, configuration baselining and exemptions.

*Deployment Priorities:* Deployment may be implemented using a tiered approach beginning with:

**Tier I:** Systems, products, or services storing classified information<sup>1</sup>. Examples of these systems, products, or services include but are not limited to mission-critical systems, OneUSG, databases and warehouses, email and internet facing web servers and portals.

**Tier II:** Systems, products, or services permitting privileged access (e.g., administrator roles), remote access, servers critical to supporting business function and all single sign-on systems.

**Tier III:** All remaining systems, products, or services supporting the organization.

*Personnel Affected:* Any faculty, staff, student, affiliate and contractor that has access to any categorized USG or third-party managed resource<sup>2</sup>.

*Configuration Baselining:* Securely configure MFA to limit legacy protocol bypass, direct local access and protocols that weaken the safeguard's effectiveness. Additional setting to harden should be considered, for example: push notification versus call or passcode, U.S. versus non-U.S. connectivity and time-out limits.

*Exemption:* USG organizations will be confronted with instances where MFA is not an option (e.g., operational technology, legacy devices, research, medical devices and sensors). If the assessed risks are acceptable, inventory these exceptions and update the plan of action with mitigating controls. All exceptions to safeguards standards must be submitted to the USG CISO for review and approval.

---

<sup>1</sup> *Business Procedures Manual*, Section 12.4.2 or *USG IT Handbook*, Section 5.7

<sup>2</sup> *Business Procedures Manual*, Section 3.4.4 or *USG IT Handbook*, Section 5.6



Figure 3: Multi-Factor Authentication

## Section 3.2 Log Management

### 3.2.1 Purpose

Logs contain information related to diverse types of events occurring within systems, products or services, networks and applications. Logs serve functions such as optimizing system and network performance, recording the actions of users and providing data useful for investigating security events. Logs containing records related to computer security, may include audit logs that track user authentication attempts and security device logs that record potential attacks.

A fundamental problem with log management is effectively balancing a limited quantity of log management resources with a continuous supply of log data. Log generation and storage can be complicated by several factors: a high number of log sources, inconsistent log content, formats, timestamps among sources and increasingly large volumes of log data. Log management also involves protecting the confidentiality, integrity and availability of logs. This challenge can be mitigated, in part, by implementing the principle of data minimization – log only what is necessary. The dominant problem with log management is ensuring that cybersecurity, system and network administrators regularly perform effective analysis of log data.

### 3.2.2 Objective

Establish the requirements for computer and network resource log management for the USG organizations computing and network environment. The goals of log management are:

- Define the criteria for log generation, log transmission, log storage and disposal.
- Proactive maintenance of information system resources.
- Awareness of “normal” vs. “abnormal” network traffic or system performance.
- Support after-the-fact investigations of cybersecurity incidents.

### 3.2.3 Requirements

USG resources that store, access, or transmit data and are categorized as “HIGH” or “Mission-Critical System” shall be electronically logged. Logging shall include system, application, database, file activity and endpoints following an organizational assessment of risk. Documented log management procedures

as well as compliance to the written procedures are required and may be periodically requested for review. The log management procedure shall include:

- 1) Creating and maintaining a secure, centrally managed logging infrastructure to balance system performance, storage resources and legal requirements.
- 2) Committing resources to perform timely log review and analysis about access, change monitoring, malfunction, resource utilization, security events and user activity.
- 3) Identifying roles and responsibilities of staff associated with this process.
- 4) Developing standards, procedures and guidelines as needed to support this program (e.g., user identification, type of event, date and time and success or failure).
- 5) Prioritizing log management by defining specific minimums that will include logging privileged users (e.g., administrators, local administrators, power users) and consider logging firewalls, web proxies, DNS, DHCP, VPN, IDS/IPS, database servers and domain controllers.
- 6) Describing log lifecycle process from defining preservation, legal holds and regulated retention requirements to disposal and verification.

The following table provides recommendations of logging configuration types. Moreover, USG organizations should not adopt these values as-is, but instead, use them as a starting point for determining what values are appropriate for their needs.

*Table 3.3: Logging Configurations*

Category	Low Impact Systems	Moderate Impact Systems	High Impact Systems
Log retention	1 to 2 weeks	1 to 3 months	3 to 12 months
Log data analyses frequency (through automated or manual means)	Every 1 to 7 days	Every 1 to 3 days	Once a day

## Section 3.3 Continuity of Operations Planning

### *3.3.1 USG Continuity of Operations Planning Standard*

#### **Purpose**

Continuity of operations planning ensures the continuity of business and essential functions through a wide range of emergencies and disasters including localized acts of nature, accidents and technological or attack-related emergencies to ensure that at minimum the general support systems continue to operate and be available.

#### **Guiding Principles**

- The USG *Continuity of Operations Plan* (COOP) shall be developed following existing standards, industry best practices, Federal Information Security Management Act (FISMA), Federal Information Processing Standards (FIPS), National Institute of Standards and Technology (NIST) guidelines, USG Cybersecurity tools and templates.
- The USG COOP will require the involvement of all USG organizations to ensure an effective USG response to contingencies and disasters.

- The USG COOP must incorporate the physical and logistical limitations of the USG operating locations.
- The USG COOP will be aligned with and operationalize the USG *Emergency Operations Plan* and the Enterprise Risk Management Program.

### **Standard**

Recovery strategies must be developed for IT systems, products, or services. This includes network connectivity, servers, data and support systems. Priorities for IT recovery must be consistent with the priorities for recovery of network connectivity and other critical processes that were developed during the operational impact analysis. All USG IT organizations must:

- Create, implement, maintain and test a continuity of operations plan – COOP, that will allow appropriate response to a wide range of contingencies and disasters that may occur at all USG organizations.
- Describe the actions to be taken before, during and after events that disrupt critical information system operations.
- All plans must be tested every 24 months and evidence of testing must be available upon request and part of the continuity of operations plan documentation.
- All recovery planning must include lessons learned and update recovery strategies.

The formal COOP and processes must at minimum include:

- The backup and recovery processes and plan for critical General Support Systems (GSS).
- A cyber incident response process and plan.
- A disaster recovery plan for critical GSSs.

Each USG organization must keep its COOP up-to-date and provide a COOP status report annually via the Cybersecurity Program Report (CPR). It is important to adapt the detailed content of each plan section to suit the needs of the individual USG organization, with the understanding that disaster recovery plans (DRP) are based upon available information so they can be adjusted to changing circumstances.

### **General Support System**

A GSS is an interconnected or dependent set of information resources under the same direct management control that shares common functionality. A GSS normally includes hardware, software, information, data, applications, communications, facilities and people and provides support for a variety of users and/or applications. A GSS, for example, can be a:

- Backbone (e.g., network core).
- Communications network.
- USG organization data processing center, including its operating system and utilities.
- Shared information processing service facility (data center).

A GSS should have a Federal Information Processing Standard Publication (FIPS) 199 impact level of low, moderate, or high in its security categorization depending on the criticality or sensitivity of the system and any major applications the GSS is supporting. A GSS is considered a major information system when special management attention is required, there are high development, operating or maintenance costs; and the system/information has a significant role in the administration of USG organization's programs.

When the GSS is a major information system, the system's FIPS 199 impact level is either moderate or high. A major application can be hosted on a GSS.

### **Minimum Continuity of Operations Plan Content (can be separate processes and plans)**

- *Backup/Recovery and Off-site Storage of Critical Data and Systems*

Create, implement, maintain and test a backup and recovery process that will allow appropriate response to a wide range of contingencies and disasters that may occur within the USG. Backup and retention schedules and procedures are critical to the recovery of USG organization's systems, products or services and data. The detailed procedures for such a recovery should include hardware, software (including version), data file backup and retention schedules, off-site storage details and appropriate contact and authority designation for personnel to retrieve media. Store backup materials and media at suitable off-site locations. For locations where off-site storage is not practical or cost effective, COOP leadership will designate an appropriate facility to serve as the off-site storage of backup media. A suitable facility is one within reasonable distance of the main campus or facility, but not likely to be immediately threatened by the contingency or disaster.

- *Cyber Incident Response Capability*

The USG organization will establish a cybersecurity incident response capability program to respond to and manage adverse activities or actions that threaten the successful conduct of teaching, instruction, research and operations in the USG. The cybersecurity incident response plan will follow existing USG policies, standards, cybersecurity tools, industry best practices and International Standards Organization (ISO) or NIST guidelines. The USG organization's management must promptly investigate incidents involving loss, exposure, damage, misuse of information assets or improper dissemination of information. All USG organizations are required to report information security incidents consistent with the security reporting requirements in the cybersecurity incident management standard. Proper incident management includes the formulation and adoption of a written incident management plan that provides for the timely assembly of appropriate staff that can develop a response to, appropriate reporting about and successful recovery from a variety of incidents. In addition, incident management includes the application of lessons learned from incidents, together with the development and implementation of appropriate corrective actions directed to preventing or mitigating the risk of similar occurrences in the future.

- *Disaster Recovery Management*

Each USG organization must establish a disaster recovery plan for information systems, products or services categorized as critical, that provides processes supported by executive management and resources to ensure the appropriate steps are taken to identify the impact of potential losses, maintain viable recovery strategies and plans and ensure the USG organization has the ability to continue its essential functions during a business disruption or major catastrophic event and to provide timely communication. The program controls ensure that information is protected by providing for regular backup of automated files and databases, identifies and reduces risks, limits the consequences of the incident and ensures the availability of information assets for continued business. The communication controls (RC.CO – involving restoration

activities) ensure that information concerning recovery are provided to internal and external stakeholders, executive and management leadership (e.g., USO, ITS, Cybersecurity) to inform and manage public relations for the purpose of repairing reputation post-incident.

- *Disaster Recovery Planning*

Disaster recovery planning provides for continuity of computing operations that support critical business functions, minimizes decision-making during an incident, produces the greatest benefit from the remaining limited resources and achieves a systematic and orderly migration toward the resumption of all computing services within a USG organization following a business disruption. It is essential that critical IT services and critical applications be restored as soon as possible. It is significant to recognize that no disaster recovery program is ever complete. All disaster recovery planning is based upon available knowledge and assumptions and must be adapted to changing circumstances and business needs, as appropriate. Strategies, procedures and resources must be adapted as often as necessary to recover critical applications. Recovery strategies must be developed and updated routinely to anticipate risks including loss of utility (e.g., hardware, software, power and telecommunications), loss of access to the facility and loss of facility. Also, avoid the typical scenario planning approach that calls for separate plan for each “what-if” scenario. Instead, develop one plan that can be adapted to different scenarios, which also reduce the effort to maintain the *Disaster Recovery Plan (DRP)/Business Recovery Plan (BCP)*. The disaster recovery planning process supports necessary preparation to identify and document procedures to recover critical operations in the event of an outage. USG organizations should consider the results of their risk analysis process and their business impact analysis when developing their DRP. Each USG organization’s processes should culminate in a viable, fully documented and tested DRP. To improve the likelihood for the full recovery of key business processes, DRPs should be developed as part of a complete business continuity (BC) program, which includes emergency response and business resumption plans.

### **Applicability and Compliance**

This standard applies to all USG information resources, systems, products, or services and to all users of these resources, systems and technology within the USG information infrastructure. Compliance with this standard is mandatory.

## **Section 3.4 Network Services**

### *3.4.0 Purpose*

PeachNet®, USGs statewide network, is the foundation that enables efficient, robust access to mission-critical online learning resources, business applications and transactions and academic research. The transformation to the “Information Age” continues to be revolutionary in its impact on higher education. Students, researchers and administrators have come to view the network as a tool to enhance their learning experience.

### *3.4.1 Network Services Standard*

PeachNet services are governed by the BOR of the USGs *PeachNet Acceptable Use Policy*. In addition, the following outlines the roles and responsibilities of ITS and USG Organizations:

#### **ITS Network Services**

- Regional Wide Area Networks (WANs)
  - ITS will facilitate the construction and management of Regional WANs to provide managed telecommunications services to the physical addresses of USG locations.
  - The bandwidth delivered to each location, unless explicitly defined, will be provisioned based on utilization and trend-analysis data.
  - ITS will maintain the fiber infrastructure to support USG Regional WANs.
  - ITS will provide each location with public IP address ranges based on site needs and requirements.
- Internet and Internet 2
  - ITS will provide Internet and Internet 2 access to all USG locations.
  - ITS will require and establish appropriate Service Level Agreements (SLA) from Service Providers for any contracted network services. These SLAs will be established in accordance with normal industry standards for network-based performance measurements. ITS will also perform continuous network monitoring and service management to capture availability, performance and utilization statistics.

#### **USG Institutional Responsibilities**

- USG organizations will provide Co-Location facilities allowing ITS to create a PeachNet Point of Presence to support interconnections for Regional USG WANs, the Internet and Internet 2.
- USG organizations will provide necessary power to support USG Regional WANs equipment within the PeachNet POP facilities.
- USG organizations shall have the ability to accept and utilize the physical interface specified and delivered by ITS.
- USG organizations are responsible for the oversight and distribution of the public Internet Protocol address assigned to each institution by ITS.
- USG organizations will be responsible for providing ITS with local administrative and technical contacts.
- USG organizations are responsible for implementing and managing a campus security architecture and may consist of devices such as firewalls, intrusion detection/prevention and content filters.
- USG organizations shall review firewall management requirements and limit systems access to the Internet ideally where only a business or academic need exists.

Firewall services at a statewide, regional or district level are excluded from this section.

### **Section 3.5 Configuration Management**

Secure configuration management plans are multifaceted and define procedures and processes that describe change management; updating secure configuration settings and baselines; maintaining system component inventories; controlling development, testing and operationalizing environments; and developing, releasing and updating key documents. Configuration includes the information systems items (e.g., hardware, software, firmware and documentation) to be managed. Configuration settings

are the parameters that can be changed in hardware, software, or firmware components of the system that affect the security posture or functionality of the system.

Baseline secure configurations are documented, formally reviewed and agreed-upon sets of specifications for systems or configuration items within those systems. Baseline secure configurations serve as a basis for future builds, releases, and/or changes to systems. They include information about system components, network topology and the logical placement of those components within the system architecture. Maintaining baseline secure configurations requires creating new baselines as organizational systems change over time and reflect the current enterprise architecture.

### **3.5.1 Configuration Management Plan Requirements**

The plan shall consist of three sections which are management, baselining and change control. The following addresses each section:

- 1) Management documentation must...
  - a. Define organization roles responsible for configuration management.
  - b. Develop, document and disseminate to organization defined roles:
    - i. A written configuration management plan that:
      1. Addresses organization-defined purpose, scope, roles, responsibilities, management commitment, coordination among organization entities and compliance.
      1. Appoints an organization-defined senior management to manage the plan.
      2. Protects the configuration baselines from unauthorized disclosure and modification.
      3. Reviews and updates the plan annually, or as often as significant changes occur.
      4. Is consistent with applicable laws, directives, regulations, policies and standards.
      5. Defines the configuration items for systems.
      6. Manages the configuration of the configuration items defined.
      7. Reviews and approves all configuration changes by organization defined roles.
      8. Implements and tests the configuration management safeguards.
      9. Develops, documents and implements remediation actions for non-compliance.
- 2) Baselining documentation must...
  - a. Define organization roles responsible for managing baseline configuration.
  - b. Develop, document and maintain a current baseline configuration for systems, products and services.
  - c. Review and update the baseline configuration for systems:



- i. Annually, or as often as significant changes occur.
  - ii. When required due to organization-defined circumstances.
  - iii. When system components are installed or upgraded.
- 3) Change control documentation must...
  - a. Define organization-defined roles responsible for managing configuration change control.
  - b. Determine and document the types of changes that are configuration controlled.
  - c. Review proposed configuration-controlled changes and approve or disapprove such changes with explicit consideration for cybersecurity impact analyses.
  - d. Document configuration change decisions associated.
  - e. Implement approved configuration-controlled changes.
  - f. Retain records of configuration-controlled changes as may be defined in the document retentions schedule.
  - g. Monitor and review activities associated with configuration-controlled changes.
  - h. Coordinate and provide oversight for configuration change control activities through a mature change review board or similar process.

## Section 4 Financial and Human Resource Management

### Section Control

Table 4.1: Revision History

Date	Description of Change
04/18/2016	Section 4.1 - added a statement to the IT Procurement Policies. Revised cost estimate.
05/02/2016	Initial redesign referenced in a new structure and format. PDF, structure and format.
11/17/2016	Section 4.1 – updated spending limits for purchases more than \$1 million. Spending limits updated.
01/08/2021	Section 4.1 – updated spending limits tier structure. Spending limits updated.
01/30/2023	

Table 4.2: Compliance

Section Number	Section Name	Compilation Date	Published Date	Compliance Date

### Section 4.0 Introduction

Sound management principles are required for the budget and human resources allocated to the CIO and centralized IT organization. In the event any standards defined in this manual conflict with the USG

BOR policy or procedures as defined in other relevant guides such as the Fiscal Affairs BPM, those documents take precedence.

A fiscal management framework that encompasses cost, benefits, prioritization within budget, a formal budgeting process and management against the budget should be established and maintained to manage IT-enabled investment programs and projects. Stakeholders should be consulted to identify and control the total costs and benefits within the context of the IT strategic and tactical plans and initiate corrective action where needed.

A competent workforce should be acquired and maintained for the creation and delivery of IT services to the organization. This is achieved by following defined and agreed-upon practices for recruiting, training, evaluating performance, promoting and terminating personnel.

## Section 4.1 Technology Purchasing Approval Process

Authority for processing technology purchases is assigned to the Georgia Technology Authority (GTA) through the Official Code of Georgia Annotated (O.C.G.A § 50-25). In the same chapter (O.C.G.A § 50-25-1), the USG is specified as being exempt from this legislation. The establishment of the GTA intersected with the authority of the Department of Administrative Services (DOAS), which resulted in a memorandum of understanding between the GTA, DOAS, and the USG in 2007, granting delegated authority, with constraints, for technology purchases to the USG CIO.

Section 10.3 of the BOR *Policy Manual* delegates authority from the BOR to the USG CIO to approve USG technology purchases on their behalf. Section 10.3 authorizes the USG CIO to further delegate approval authority to institution presidents or their designee(s). This section of the USG *IT Handbook* implements this BOR policy.

### 4.1.1 Spending Limits

The USG CIO delegates approval authority for individual IT purchases according to the following limits:

- 1) \$500,000: Georgia Institute of Technology, Augusta University, Georgia State University, Kennesaw State University, and the University of Georgia.
- 2) \$250,000: Columbus State University, University of North Georgia, Georgia Southern University, University of West Georgia, and Valdosta State University.
- 3) \$100,000: All other USG organizations.

There is no delegation of approval authority by the USG CIO for the IT hardware, software, and services described below. Regardless of cost (even \$0 purchases), all purchases described below must be approved by the USG CIO before the institution issues a purchase requisition.

- Software that necessitates data integration (inbound, outbound, or bi-directional) with either on-premises, cloud-hosted, or USG-hosted ERP applications (finance, human capital management, student information, student CRM, or supplier management systems only).
- Software or services that are duplicative of or are intended as a substitute for core business functions and shared services supported by on-premises, cloud-hosted, or USG-hosted ERP applications (finance, human capital management, student information, student CRM, or supplier management), whether they are hosted on-premises, cloud-hosted, or USG hosted).
- Software or services duplicative of shared services either offered or supported by USG ITS, including network services.

- Institution-wide software licenses covering more than 50% of an institution's students, faculty, or staff.

#### *4.1.2 IT Purchasing Policies*

- 1) Information Technology (IT) is defined in Section 10.1, General Policy on Information Technology, of the BOR Policy Manual.
- 2) Purchases of technology-related goods and services should follow the relevant BPM procedures.
- 3) Further approval under this policy is not required for activities that are part of ongoing support or regular maintenance of an existing system or to purchase annual support and maintenance for purchases approved previously under this policy. This policy does not require approval to purchase shared services from USG ITS.
- 4) Purchases for goods or services that are likely to significantly impact the wide area network bandwidth allocated to the institution should be carefully planned with the USG CIO.
- 5) Institutions may not divide large purchases into smaller packages to avoid the need for USG approval. Individual purchases below these amounts but part of a larger initiative that will eventually exceed these amounts shall also require written USG CIO approval (e.g., purchases of microcomputers for various lab locations on campus, even if the purchases are for different buildings and from multiple fund sources.)
- 6) If a revised cost estimate to a previously approved IT purchasing request increases by more than 10%, a new IT purchase approval must be obtained.
- 7) Purchases over \$1 million (or purchases for IT hardware and services described under section 4.1.1) may require a business case to be submitted for review and approval, subject to the discretion of the USG CIO. In cases where a bulk purchase of commodity hardware exceeds the \$1 million threshold, a business case will not be required. Advance planning with the USG CIO is encouraged to determine whether the requirement for a business case applies.
- 8) USG institutions should implement similar IT purchasing approval processes within their institutions, enabling their CIOs to plan properly and, where possible, develop institution-wide technology standards.

#### *4.1.3 Requesting Approval*

IT requests requiring USG CIO approval must be submitted via the SharePoint CIO Advisory Council Team Site following the USG IT Purchase Approval link in the left-hand menu. You will be notified if a business case is required as described under 4.1.2 item 8.

The USG CIO desires to review and respond to IT purchase requests the same day if the request is submitted by 10 am and by the next business day for items submitted after 10 am. These response times do not constitute a service-level-agreement.

## **Section 4.2 Financial Management**

A fiscal management framework for the centralized IT budget and the overall spend on IT across the organization should be established. Ideally, the IT Shared Governance process would incorporate a budget review that includes the cost and benefit analysis of major planned expenditures, a budget request process and a method of expense monitoring throughout the year.

## Section 4.3 Human Resource Management

A competent workforce is required for the creation and delivery of effective IT services to the organization and requires close coordination with the Human Resources (HR) office. The workforce management responsibilities delegated to the line managers of the IT organization should be guided by defined and agreed-upon practices for recruiting and retaining staff. This should include a training plan, routine performance appraisals and clear criteria for promotions and disciplinary actions. This process is critical since the creation and delivery of IT services are heavily dependent on the motivation and competence of IT personnel.

## Section 5 Cybersecurity

### Section Control

Table 5.1: Revision History

Date	Description of Change
05/02/2016	Initial Redesign – Referenced in a new structure and format. PDF, structure and format
05/17/2016	Section 5.12.3 – Added a statement about system-level passwords. System-level password information added in bullet number 4
11/03/2016	Section 5.13 – Content in section was updated and revised. Revised Domain Name System
11/03/2016	Section 5.13 – Added link to the revised Domain Name System (DNS) Guidelines. Domain Name System Guidelines
05/15/2017	Section 5.3 – Revised section for consistency in format and content. Deleted table. Added “USG organizations” as stated in the Introduction section, changes made to the USG Incident Response and Reporting Standard and deleted Incident Categories and Reporting Timeframes table
05/15/2017	Section 5.10 – Revised section for consistency in format and content. Added content for clarification
09/07/2017	Section 5 – Reviewed and revised entire Section 5 for consistency of content. Added “USG organizations” as stated in the Introduction section and other minor editorial changes removing policy and standard where appropriate
09/07/2017	Section 5 – Incorporated revisions in Section 5 by University of North Georgia. Incorporated minor editorial changes recommended by University of North Georgia
01/02/2019	Section 5.10 – Align with the NIST framework and FIPS. Revisions to required security reporting activities with corresponding due dates. Changed ISPR to CPR and revised components. New sub section “Remediation and Mitigation Tracker” added
02/24/2020	Section 5.3 – Incident Management. Updated language, added baseline requirements and template to submit a plan for review
02/24/2020	Section 5.9 – Awareness Training. Updated language to align with Section 5.10
02/24/2020	Section 5.10 – Required Reporting. Updated language and diagram to include biannual awareness training requirements
02/24/2020	Section 3.1.2 – Multifactor Authentication. Added section to standardize MFA deployment across the USG enterprise
04/30/2020	Section 5.1.1 – editorial change and cybersecurity framework (CSF) alignment. Add “continuous”

04/30/2020	Section 5.1.2 – editorial change and CSF alignment. Add bullet three “expected dataflow diagrams,” and add bullet 4 “expected dataflow diagrams”
04/30/2020	Section 5.1.2 – editorial change and CSF alignment. Editorial corrections #6, add “principle of least function...”
04/30/2020	Section 5.3.1 – editorial change and CSF alignment. Add list “i. – v.” to # 5 and add “incident alert thresholds” to #six
04/30/2020	Section 5.5 and 5.5.2 – editorial change and CSF alignment. Add “continuous,” add “5.5.2 - Event data (logs) shall be collected and correlated from sources and sensors.” Add “both internal and external to the organization” and add definition “Risk Register”
04/30/2020	Section 5.5.5 – editorial change and CSF alignment. Add “Continuously monitor...” and add “, which includes:” and list “a. – d”
04/30/2020	Section 5.10.1 – editorial change. Renumber Figure to 4/relocate reference to bottom
04/30/2020	Section 5.11.7 – editorial change and CSF alignment. Add “Principle of least function...”
04/30/2020	Section 5.13 – editorial change. Rebrand section title to “Domain Name System Management”
04/30/2020	Section 5.14 – editorial change and CSF alignment. Rebrand section title to “Information Protection Management.” Strike space in first paragraph, strike “of this manual,” and add “program’s protection processes will.” Add “To improve the protection processes, ensure...” and add “information protection/”
04/30/2020	Section 5.14.5 – editorial change and CSF alignment. Add “or protocols” and “or protected” and “Cybersecurity” and strike “Information & ePrivacy”
07/08/2020	Incorporate cybersecurity charter verses publishing another document. Replace “Introduction” with new “USG Cybersecurity Charter”
07/09/2020	Section 5.1 – editorial changes and alignment with the CSF and privacy framework (PF). Remove existing 5.1 introductory paragraph – information was used in Section 5 Charter, replace with new 5.1 introductory paragraph and change current old 5.1.1 heading to 5.1.2, leaving 5.1.1 open. Also, fill open 5.1.1 space with 5.1.1 Cybersecurity Program Plan Requirements, strike opening sentence and replace with 5.1.2 USG Organizational Responsibilities and change current old 5.1.2 heading to 5.1.3. Lastly, insert content into sentence four, Section 5.1.3 and change current old 5.1.3 heading to 5.1.4
07/09/2020	Sections 5.3 through 5.14 – editorial changes and alignment with the CSF and PF. Insert new Line “g.” to Section 5.3.1, Edit Section 5.3.3, edit Sections 5.4.1 and 5.4.2, insert added content Section 5.5.2, insert added content Section 5.5.5, strike: “Note: The definition of Data owner....” In Section 5.6.2, add “critical system” paragraph at end of Section 5.6.2, insert opening and closing sentences to Section 5.8.2, insert new Section 5.8.5, update Section 5.9.1, insert new Section 5.11.8 Segmentation, add opening sentence to Section 5.14 and edit opening sentence for Section 5.14.2 and add Step 9 and content
09/16/2020	Section 5.3 – addition. Added Georgia Cybersecurity Board notification requirement
01/08/2021	Consolidated organizational, roles and responsibility language into one section. Section 5.1 – Consolidated and updated 5.1 & 5.2, removing 5.1.4 to become 5.2.
01/08/2021	Elevated AUP into stand-alone section. Section 5.2 – Elevated 5.1.4 to new 5.2 AUP
06/30/2021	Section 5.2 – adjusted terms. Section 5.2.1, 3. e) updated to align with 1 <sup>st</sup> Amendment interpretation
07/23/2021	Sections 5.3 and 5.5 – added/updated language to include legislation changes and supplier management
07/27/2021	Section 5.7 and 5.12 – add/update PII definition and update password management standard

08/23/2021	Sections 5.14, 5.15, 7.1 and 10 – removed redundant language; updated email use and retirees; add physical security and shift from on-prem to cloud service
06/02/2022	Section 5.1.4 – added endpoint management subsection.
06/02/2022	Section 5.5.4 – strengthen requirements
06/02/2022	Section 5.8 – complete recrafting of section to address endpoint management
06/02/2022	Section 5.12 – added default and temporary password standards
06/02/2022	Section 5.14.5 – added MFA and duty of care
08/23/2022	Section 5.1 – added Cybersecurity Governance
08/23/2022	Section 5.4 – combined elements of 5.1 with 5.4 and deduplicated
08/23/2022	Section 5.9 – updated standard to align with USG centralized management practices

*Table 5.2: Compliance*

Section Number	Section Name	Compilation Date	Published Date	Compliance Date	Revision Date(s)
5.0	USG Cybersecurity Charter	July 2020	August 2020	August 2020	July 2020
5.1	USG Cybersecurity Program	February 2009	February 2009 to Cybersecurity February 2013 to IT Handbook	February 2009	July 2020
5.2	Cybersecurity Organization and Administration	February 2009	February 2009 to Cybersecurity February 2013 to IT Handbook	February 2009	May 2014
5.3	Incident Management	December 2008	December 2008 to Cybersecurity February 2013 to IT Handbook	February 2009	July 2020
5.4	USG Information Asset Management and Protection	July 2013	May 2014	TBD	July 2020
5.5	IT/IS Risk Management	April 2010	April 2010 to Cybersecurity February 2013 to IT Handbook	April 2010	July 2020
5.6	USG Information System Categorization	June 2013	May 2014	July 2014	July 2020
5.7	USG Classification of Information	June 2013	May 2014	July 2015	July 2015
5.8	USG Endpoint Security	June 2013	May 2014	July 2015	July 2020
5.9	Security Awareness, Training and Education	April 2009	April 2009 to Cybersecurity February 2013 to IT Handbook	April 2009	July 2020
5.10	Required Reporting	April 2009	April 2009 to Cybersecurity February 2013 to IT Handbook	April 2009	February 2020

5.11	Minimum Security Standards for USG Networked Devices	October 2008	October 2008 to Cybersecurity May 2014 to IT Handbook	October 2008	February 2020
5.12	Password Security	July 2010	July 2010 to Cybersecurity February 2013 to IT Handbook	July 2010	May 2014
5.13	Domain Name Service	February 2011	February 2011 to Cybersecurity February 2013 to IT Handbook	February 2011	May 2014
5.14	Identity Theft Prevention Standard - Red Flags Rule	January 2011	January 2011 to Cybersecurity May 2014 to IT Handbook	January 2011	July 2020
5.15	Email Use and Protection	January 2009	January 2009 to Cybersecurity May 2014 to IT Handbook	May 2014	May 2014
5.2.2	Mobile Workforce Requirements	March 2021	March 2021	March 2022	March 2021

### Section 5.0 Cybersecurity Charter

**Introduction** — University System of Georgia (USG) Cybersecurity is an operational program providing advice and guidance in developing processes, selecting technologies and training USG personnel. To advance the role of advice and guidance, the USG chief information security officer (CISO) coordinates the efforts of the USG organizational information security officers (ISOs) primarily through the publication of the USG *IT Handbook*; through biannual program reviews, compliance reports, mandatory awareness training and ISO meetings; and through participation in the Chief Information Officers Advisory Council (CIOAC). USG Cybersecurity’s mission statement is “Develop and maintain an affordable and efficient enterprise cybersecurity organization to identify and reduce risk.” This document presents the philosophy of cybersecurity within the USG and represents the endorsement of USG’s executive leadership. IT identifies the motivation for cybersecurity, describes cybersecurity goals and defines the scope of cybersecurity roles and responsibilities.

**Authorization** — *Board of Regents (BOR) Policy Manual, Section 10.4.* states, “The USG CISO shall develop and maintain a cybersecurity organization and architecture in support of cybersecurity across the USG between USG institutions. The USG chief information security officer shall maintain cybersecurity implementation guidelines that the USO, all USG institutions and the GPLS shall follow in the development of their individualized cybersecurity plans.” To the extent permitted by law, USG Cybersecurity is authorized to review and appraise all operations, policies, plans and procedures concerning cybersecurity and the functions supporting cybersecurity. Documents and other materials provided to USG Cybersecurity will be managed in the same prudent manner as managed by those employees normally accountable for them.

**Motivation** — USG recognizes that information and IT assets are critical business assets. It is the responsibility of all users to ensure the safeguarding of business assets. USG implements, maintains and monitors a comprehensive enterprise cybersecurity and compliance program. USG values the ability to openly communicate and share information. USG information (whether belonging to USG or held in trust on behalf of its clients and business partners) is an important asset that shall be protected according to its value and the degree of damage that could result from its misuse, unavailability, destruction, unauthorized disclosure, or modification. Improper disclosure or destruction of these assets may result in harm to the USG. Information assets are identified, valued, assessed for risk and protected as appropriate to the needs and risks of the business.

**Cybersecurity Goals** — Cybersecurity is a risk management discipline addressing the preservation of information confidentiality, integrity and availability, which is established via a hierarchical set of policies, standards and procedures that help users and administrators define and mitigate risks, maintaining a trade-off between information value and cost of risk mitigation. The goals are:

- Provide processes, standards and guidelines that promote an enterprise cybersecurity environment.
- Improve cybersecurity by implementing a “defense-in-depth” architecture with the focus on proactive detection.
- Prioritize cybersecurity at all levels of the enterprise.
- Promote the importance of cybersecurity awareness, training and education system wide.
- Inform the ISOs, CIOs and USO leadership of the state of cybersecurity maturity across the USG enterprise.

**Scope** — Data and information is protected in whatever media, including, but not limited to, paper documents and electronic or digital formats. Data and information should be protected while at rest and when it is handled, transmitted, or conveyed. IT assets include all devices and hardware and/or software components of the IT infrastructure, applications and data stores. This charter applies to all USG employees, affiliates and contractors that have access to USG resources.

#### **Roles/Responsibilities**

- Executive Leadership — Executive leadership shall establish strategic direction, define risk appetite, be accountable for cybersecurity and ensure compliance with security policies, standards, procedures and practices within their respective organization’s areas of responsibility.
- USG Chief Information Security Officer (USG CISO) and USG Cybersecurity shall —
  - Create a cybersecurity program that ensures the confidentiality, integrity and availability of its information assets.
  - Provide oversight and guidelines for administration of cybersecurity policies, processes and procedures and will consider the effects of security requirements on the USG enterprise by maintaining sections concerning data governance, management and privacy of the *Business Procedures Manual* (BPM) and all sections concerning cybersecurity of the *USG IT Handbook*.
  - Design, implement and maintain an enterprise security operations center (ESOC) that monitors University System Office (USO) and USG networking assets for evidence of cybersecurity events or incidents.
  - Promote communications within the USG and third-party partners to share a broad cybersecurity situational awareness and express the effectiveness of protection technologies.
  - Coordinate USG responses to information and information systems breaches and other cybersecurity incidents
  - Represent cybersecurity interests in and provide expertise and governance to USG/USO working groups, e.g., USG Enterprise Risk Management (ERM), Data Privacy, Data Governance and Management and CIOAC.



- Liaison with the state CISO and other external officials to keep them informed of significant cybersecurity incidents.
- Report significant cybersecurity issues directly to the Executive Vice Chancellor of Administration and to the Chancellor.
- Lead USG organization’s cybersecurity functions of cyber-specific areas as needed to fulfill the system-wide cybersecurity plan.
- Users of USG resources — Cybersecurity is everyone’s responsibility. Users are required to abide by this charter and subsequent standards and procedures. All have a responsibility to report suspected cybersecurity failures or policy violations as defined within the *USG IT Handbook*.

To operationalize the Charter, all USG organizational CIOs/ISOs shall implement the standards and directives located within the *BPM* and *USG IT Handbook*.

## Section 5.1 USG Cybersecurity Program

USG organizations must ensure mission, objectives, stakeholders and activities are understood and prioritized. This information is used to inform cybersecurity and data privacy roles, responsibilities and risk management decisions, which are used in developing cybersecurity plans. The *Board of Regent’s Policy Manual*, Section 10.4 states, “The USO, all USG institutions and the GPLS shall each develop, implement and maintain a cybersecurity plan consisting of cybersecurity policies, standards, procedures and guidelines that is consistent with the guidelines provided by USG Cybersecurity and submit the plan to USG Cybersecurity for review upon request.”

### 5.1.1 Organizational Responsibilities

USG organizations, while partnering with the appointed and designated ISO, shall create a cybersecurity program that ensures the confidentiality, integrity and availability of USG information assets. Furthermore, USG organizations will interpret state or federal regulations and apply their requirements to USG information resources, administer organizational programs and execute projects to meet cybersecurity objectives. Additionally, liaison functions shall be performed between USG organizations and the USG for matters regarding cybersecurity and privacy. USG organizations can accomplish this by ensuring policies, processes and procedures (e.g., conditions on data processing such as data uses or retention periods, individuals’ prerogatives with respect to data processing) are established and communicated. Accordingly, USG organizations must:

1. Build a cybersecurity program and program plan, which includes policies, processes and procedures.
2. Assign management roles and responsibilities for the cybersecurity program, including the appointment of an Information Security Officer (ISO) and the implementation of a cybersecurity governance committee.
3. Evaluate local infrastructure compliance with cybersecurity policies, processes, standards and procedures.
4. Establish processes and procedures for access to sensitive information systems, products, or services.
5. Establish processes and procedures to minimize the likelihood of disruptions, to recover from disasters and to respond to cybersecurity incidents.

6. Develop and maintain a computer/data incident management component.
7. Develop and maintain a program to manage and protect information assets.
8. Establish and maintain an information technology and cybersecurity risk management program, including a risk assessment, analysis, planning mitigation and a continuous monitoring process.
9. Make reasonable efforts to manage information consistent with the organization's risk strategy to reduce cybersecurity risks, protect individuals' privacy, increase manageability and enable the implementation of privacy principles.
10. Categorize information systems, products, or services and classify information records (data).
11. Implement the minimum endpoint security standard requirements/capabilities.
12. Maintain a biannual cybersecurity awareness and training component for all employees and contractors.
13. Comply with USG reporting requirements.
14. Implement minimum security standards for networked devices.
15. Implement password security controls.
16. Implement and administer domain name security.

#### *5.1.2 Cybersecurity Program Plan Requirements*

USG Cybersecurity created a rubric to provide guidance in the development of a standardized cybersecurity plan – CYBERSECURITY PROGRAM PLAN RUBRIC: PHASE I (Standards for Safeguarding Customer Information; Final Rule 16 CFR Part 314 as required by Department of Education, Federal Student Aid - Section 4: Elements. Additional elements have been drawn from NIST SP800-53 Rev 4 Information Security Program.) The rubric consists of the following information:

The USG organization shall develop, implement, maintain and disseminate a written cybersecurity program plan that:

- 1) Provides an overview of the requirements for the cybersecurity program and a description of the cybersecurity program management safeguards (controls).
  - a) Designates a trained and dedicated information security professional to implement the plan.
  - b) Implements a cybersecurity governance program.
  - c) Defines how internal and external risks are identified.
    - i) Establishes data management lifecycle procedures.
    - ii) Introduces risk assessment that considers identification, protection, detection, response and recovery plans.
  - d) Designs and implements cybersecurity safeguards to control the identified risks.
    - i) Designs and implements a response plan.
    - ii) Regularly monitors the safeguard effectiveness.

- iii) Notifies USG/USO in the event of a data breach as defined.<sup>3</sup>
  - e) Oversees third party systems, products and service providers to implement and maintain safeguards.
  - f) Reviews, evaluates, adjusts and updates the *Cybersecurity Plan* annually.
    - i) Protects the plan from unauthorized disclosure and modification.
    - ii) Plans are approved by cybersecurity governance committee and/or senior official with accountability and authority.
- 2) Implements biannual and mandatory awareness training to all employees.

### 5.1.3 Cybersecurity Governance

USG organizations shall develop and implement a governance structure that enables an ongoing understanding of the organization's cybersecurity risk management priorities. The objectives for implementing cybersecurity governance are:

1. Strategic alignment of cybersecurity with organizational objectives.
2. Shared accountability for safeguarding information.
3. Confirm critical decisions are based on empirical information.
4. Increased predictability and reduced uncertainty of business operations.
5. Structure to optimize the allocation of resources.
6. Value delivery by optimizing cybersecurity investment.
7. Foundation for effective risk management.
8. Oversee cybersecurity policy compliance.
9. Protection from the potential for civil and legal liability.

**Governance Requirements:** The cybersecurity governance committee shall oversee the administration of cybersecurity standards, processes and procedures. Cybersecurity requirements will be tied to operational needs, state or federal regulations or industry standard practices. The policies, processes and procedures to manage and monitor the organization's regulatory, legal, risk, environmental and operational requirements are understood and inform the organization's leadership of cybersecurity and data privacy risk. Additional areas to be addressed by the cybersecurity governance committee are:

1. Committee Charter. The committee shall:
  - a. Publish a written Cybersecurity Committee Charter.
  - b. Appoint the most senior cybersecurity professional as committee chair.
  - c. Include the CBO/CFO, CIO/CTO, Legal, Communications or designees.
  - d. Record and store minutes for each meeting.
2. Funding and Budget. The committee shall:
  - a. Prioritize cybersecurity investment as compared with other investments.
  - b. Guide allocating funding to the highest priorities to secure information and information systems, products and/or services equal to the risk.
  - c. Advocate allocating funding for qualified personnel and their training.

---

<sup>3</sup> Section 5.3

- d. Consider funding the tools to measuring KPIs and repeatable processes.
3. Cybersecurity Risk Assessment. The committee shall:
  - a. Ensure the organization performs a cyber-risk assessment to identify gaps and develop roadmaps to close gaps.<sup>4</sup>
4. Monitor, measure, analyze, report and improve. The committee shall:
  - a. Set regular assessments intervals then measure and analyze to improve the organization's cybersecurity maturity.
  - b. Ensure reports are reviewed and audited (e.g., Cybersecurity Program Review).
  - c. Update both the USG and organizational leadership quarterly on the organization's cybersecurity maturity.<sup>5</sup>
5. Accountability and Compliance. Cybersecurity governance outcomes (i.e., Cybersecurity Program Reviews, remediations and awareness training) must be measurable and there must be accountability for compliance across all personnel levels.
  - a. Accountability is defined in the Human Resources Administrative Practice Manual.<sup>6</sup>

Cybersecurity governance emphasizes strategic planning. It provides oversight and accountability to ensure risks are avoided, mitigated, transferred, or accepted; establishes ownership of the risks; and aligns cybersecurity strategies with business objectives and compliance regulations. Governance establishes accountability, strategic planning, resource allocation and optimization, policy enactment and oversees the effectiveness of cybersecurity controls.

## Section 5.2 Appropriate Usage Standard

To enable delivery of dependable, efficient and effective technology services, the University System of Georgia (USG) requires all users, including institutions, employees, students, contractors, guests, vendors and any other authorized person or organization ("users"), of all USG Information Technology (IT) resources and services to conduct themselves responsibly. IT resources and services include but are not limited to hardware, software, networks, data, the internet when accessed through USG resources and communication systems, whether owned, leased, or otherwise provided by USG organizations ("resources"). Users of USG IT resources must respect the public trust that provides the resources; comply with federal, state and local laws; comply with USG policies, standards and directives; respect the rights and privacy of others; and respect the integrity of USG facilities and controls. This standard applies to all users of USG IT resources.

### 5.2.1 Appropriate Usage Requirements

Appropriate use of USG IT resources is an enterprise-wide undertaking necessitating that all users promote responsible behavior and create safeguards against abuse of USG IT resources. Therefore, all users are obliged to abide by the following general standards:

- 1) Use only resources for which authorization is granted. For example, it is a violation to:

---

<sup>4</sup> Section 5.5 – Templates provided.

<sup>5</sup> Section 5.10 Required Reporting – biannual cybersecurity program survey and biannual remediation update

<sup>6</sup> <https://www.usg.edu/hr/manual/>

- a) Prevent others from accessing a service to which they are authorized.
  - b) Use resources for which the user is not specifically authorized.
  - c) Use someone else's user account and password.
  - d) Share user accounts and passwords with someone else.
  - e) Use privileged access for purposes other than official duties; and
  - f) Use unauthorized third-party software or information services to store, access, or process USG information.
- 2) Use resources only for their intended purposes. For example, it is a violation to:
- a) Use resources for advertising or commercial purposes other than for official USG business.
  - b) Misuse software to conceal anyone's identity or attempt to circumvent security safeguards.
  - c) Interfere with resources that impair or inhibit the work of other users.
  - d) Create or forward threats, hoaxes, chain letters or forged email, except to report them; and
  - e) Intercept or monitor any network communications not intended for you without permission or in support of official duties.
- 3) Respect the privacy and personal rights of others. For example, it is a violation to:
- a) Disclose information about faculty, staff and students in violation of federal, state, local law, directives, or USG guidelines.
  - b) Access or attempt to access USG resources or other user accounts or credentials without authorization.
  - c) Monitor or tap data communications or traffic on USG IT resources without express permission.
  - d) Access or copy communications, data, or files of other users without permission.
  - e) Transmit, disseminate, sell, store or host material on USG resources that is unlawful, libelous, defamatory, obscene, pornographic, harassing, threatening, abusive or invasive of privacy rights.
- 4) Protect access, integrity and confidentiality of USG resources. For example, it is a violation to:
- a) Release malicious software that damages or harms any USG resources, including systems or networks.
  - b) Attempt to deliberately degrade performance or deny services of USG IT systems.
  - c) Corrupt, misuse, alter or destroy information without authorization.
  - d) Purposely seek or exploit security flaws to gain system or data access; and
  - e) Store protected or confidential information in unintended or unprotected locations.
- 5) Respect intellectual property and copyrights of others. For example, it is a violation to:
- a) Use unsupported or expired software in violation of USG guidelines.
  - b) Download, use or distribute copyrighted materials without permission.

- c) Download, use or distribute pirated software, music, videos, or games.
- d) Make or use more copies of licensed software than permitted.

### *5.2.2 Mobile Workforce Requirements*

Although USG IT service providers are charged with preserving the integrity, confidentiality, availability and security of USG managed data and information resources, security may be compromised through actions beyond any user's control. Among these, personally owned devices (PODs) used by any user presents a special risk to USG resources because device owners install and configure software applications, security settings and perform their own maintenance and may share the device with others. If PODs are permitted to access USG IT resources, the user authorizing such access must create and publicize appropriate policies and guidelines delineating responsibilities to ensure appropriate security.

Responsibilities for any USG user permitting PODs should include, at a minimum:

- 1) Determining the types of devices and software versions that are permitted.
- 2) Defining the minimum level of access controls, which may include device registration.
- 3) Detailing which non-USG PODs applications are supported.
- 4) Detailing the types of data protection and security required for permitted devices.
- 5) Disclosing the type of action taken on PODs when employees are terminated or separated.
- 6) Describing what organizational information is permitted on personal devices.
- 7) Providing a disclaimer of liability for personal data loss.
- 8) Notifying users of disclosure requirements under the Georgia Open Records Act.

Responsibilities for users of PODs are, at a minimum:

- 1) Safeguarding USG account credentials and using multi-factor authentication where possible.
- 2) Use of a Virtual Private Network (VPN) connection, personal firewall and antivirus protection.
- 3) Backing up USG data regularly and storing all USG data in USG-managed infrastructure.
- 4) Avoiding the use of unauthorized third-party software or storage facilities for USG information.
- 5) Installing security patches in a timely manner.
- 6) Promptly reporting USG data loss from PODs, misuse, or violation of this standard.
- 7) Complying with applicable policies and laws when using personally owned devices.

### *5.2.3 Enforcement*

Every user has an obligation to report suspected violations of this standard using the USG institution's incident reporting procedures or to the USG Shared Service Center. Furthermore, any user engaging in unethical and/or inappropriate practices that violate USG standards is subject to disciplinary proceedings that may include suspension of system privileges, expulsion, termination and/or legal action as appropriate. If a user is suspected of violating USG standards or policy, any right to privacy may be superseded by USG's requirement to protect the integrity of IT resources, the rights of all users and state assets. The USG reserves the right to examine material stored on or is transmitted through IT resources to maintain appropriate standards of conduct and duty of care.

## **Section 5.3 Cybersecurity Incident Management**

The number of cybersecurity incidents and the resulting cost of business disruption and service restoration continue to escalate. Implementing mature cybersecurity policies, limiting access to networks and computers, improving user security awareness and early detection and mitigation of cybersecurity risks are examples of the preventative actions that can be taken to reduce the risk,

frequency and the cost of cybersecurity incidents. However, not all incidents can be prevented. Therefore, a cybersecurity incident response capability is necessary for rapidly detecting incidents, minimizing loss and destruction, mitigating the weaknesses that were exploited and restoring computing and networking services.

Proper cybersecurity incident management includes the formulation and adoption of a written cybersecurity incident management plan, providing for the timely assembly of appropriate staff that can develop a response to, appropriate reporting about and successful recovery from a variety of incidents. Furthermore, cybersecurity incident management includes the application of lessons learned from incidents together with the development and implementation of appropriate corrective actions directed to preventing or mitigating the risk of similar occurrences in the future.

### *5.3.1 Cybersecurity Incident Response Plan Requirements*

USG organizations shall establish and document an internal cybersecurity incident management capability, providing for prevention, monitoring, detection, containment, response, recovery, reporting and escalation, appropriate to the level of risk and threats to the USG organization. Concerning organizational incident response plans, USG Cybersecurity modeled NIST SP800-53 (Rev4) IR-8, which consists of thirteen requirements. This aligns with the federal requirement to implement National Institute of Standards and Technology (NIST) and Gramm-Leach-Bliley Act (GLBA) in support of the Federal Student Aid compliance efforts. In accordance with Board of Regents Policy Section 10.4, USG organizations must submit a copy of their cybersecurity incident response plans to USG Cybersecurity. USG Cybersecurity shall evaluate USG organizational submissions against the NIST model and provide guidance concerning any findings affecting the maturity of the submitted plans. USG organizations shall:

- 1) Develop a Cybersecurity Incident Response Plan (IRP) that:
  - a) Provides the organization with a roadmap for implementing its cybersecurity incident response capability.
  - b) Describes the structure and organization of the cybersecurity incident response capability.
  - c) Provides a high-level approach for how the cybersecurity incident response capability fits into the overall organization.
  - d) Meets the unique requirements of the organization, which relate to mission, size, structure and functions (e.g., Cybersecurity Playbooks – Data Privacy, DDOS, PII Breach, Ransomware and other relevant topics).
  - e) Defines reportable cybersecurity incidents, which includes how...
    - i) Notification alerts are investigated.
    - ii) Impacts are understood.
    - iii) Incidents are categorized.
    - iv) Incidents are contained.
    - v) Incidents are mitigated.
  - f) Provides metrics (incident alert thresholds) for measuring the cybersecurity incident response capability within the organization.
  - g) Defines the resources and management support needed to effectively maintain and mature a cybersecurity incident response capability; and
  - h) Reviews and approves plan by organization-defined personnel or roles.

- 2) Distribute copies of the cybersecurity IRP to organization-defined cybersecurity incident response personnel (identified by name and/or by role) and organizational elements.
- 3) Review cybersecurity IRP following organization-defined frequency.
- 4) Update the cybersecurity IRP to address system/organizational changes or problems encountered during plan implementation, execution, or testing.
- 5) Communicate cybersecurity IRP changes to organization-defined cybersecurity incident response personnel (identified by name and/or by role) and organizational elements.
- 6) Protect the cybersecurity IRP from unauthorized disclosure and modification.
- 7) Response plans are tested following organization-defined frequency.

### *5.3.2 Cybersecurity Incident Reporting Requirements*

USG organizations must establish a cybersecurity incident response plan to respond to and manage adverse activities or actions that threaten the successful conduct of teaching, research, service and operations in the USG and shall include the following:

- 1) All incident response reporting and escalation procedures must be formally documented and approved by USG Cybersecurity.
  - a) Cybersecurity events refer to any questionable or suspicious activity that could threaten the security of sensitive data and/or our information systems infrastructure. These events may or may not have criminal implications. Examples include reconnaissance activity or human error.
  - b) Cybersecurity incidents are violations (or imminent threats of violation) of cybersecurity policies, acceptable use policies, standard cybersecurity practices and federal and state cybersecurity and privacy legislation. Examples include an information system being “hacked” or the loss of a thumb drive containing sensitive data.
- 2) USG organizations must train employees on how to recognize and report cybersecurity incidents in accordance with the reporting and escalation procedures.
- 3) USG organizations must have a designated and documented incident management point of contact.
- 4) A timely response is critical. USG organizations must report all cybersecurity incidents or events of interest affecting systems or data for any of the security objectives of confidentiality, integrity, or availability to USG Cybersecurity through the Enterprise Service Desk (helpdesk@usg.edu) at 706-583-2001, or 1-888-875-3697 (toll free within Georgia).
  - a) Timely Response is defined by the type of data or information breached and the regulation governing the breach notification. For example, regulations may state within 24 hours of discovery, other regulations may state most expediate time possible, or without reasonable delay.
  - b) All cybersecurity incidents affecting the operation of mission-critical systems and categorized as “High” shall be reported to USG Cybersecurity within one hour of identification. In accordance with the Georgia Cybersecurity Board memo dated 09/08/2020, USG Cybersecurity has the responsibility to notify the governor’s office or delegated authorities.



- c) Additionally, all cybersecurity incidents that requires reporting to any federal agency must be reported to USG Cybersecurity within one hour of identification, USG Cybersecurity has two hours upon identification to report to the Director of Emergency Management and Homeland Security in accordance with O.C.G.A. 38-3-22 (amended 2021).
  - i) The types of incidents USG organizations must report to USG Cybersecurity include “type of cyber-attack, data breach, or use of malware” if these criteria are met that...
    - (1) Creates a life-safety event, or
    - (2) Substantially impacts the security of data and information systems, or
    - (3) Affects critical systems, equipment, or service delivery.
  - ii) No USG organization is exempt from this reporting structure. O.C.G.A. 38-3-22.2 (amended 2021) (d) also states, “Any reports or records pursuant to this Code section shall not be subject to public inspection or disclosure under Article 4 of Chapter 18, of Title 50.”<sup>7</sup>
- 5) In addition, as part of the post-incident activity, an incident follow-up report must be submitted to the USG Cybersecurity that includes the application of lessons learned from incidents, together with the development and implementation of appropriate corrective actions directed at preventing or mitigating the risk of similar occurrences in the future.

### *5.3.3 Cybersecurity Events/Incidents Involving Personal Information*

In addition to the above listed requirements, any USG organizations that collect, use, or maintain records containing personal information shall establish and maintain procedures in its cybersecurity incident management program for ensuring that any breach of cybersecurity or data privacy involving personal information, regardless of its medium (e.g., paper, electronic, verbal) shall immediately trigger the cybersecurity incident response process. Plans and procedures must be documented and address, at a minimum, the following:

- 1) Identification of Roles and Responsibilities (reference USG Incident Response Plan template available within the USG Cybersecurity SharePoint site). Plans shall identify the roles responsible for responding to a breach of personal information.
  - a) Reference Section 5.3.2 Cybersecurity Incident Reporting Requirements.
  - b) Cyber Liability Insurance Decision Trigger
    - i) 1<sup>st</sup> Criteria: EXPOSURE - any protected personal identifiable information exposed (unencrypted) to unauthorized access.
    - ii) 2<sup>nd</sup> Criteria: SCOPE - breach of systems, products, or services needing forensic support, size of attack, potential civil/criminal prosecution.
- 2) Protocol for Internal Reporting. Procedures shall outline the method, manner and progression of internal reporting to ensure that executive management is informed about breaches involving personal information.
- 3) Decision Making Criteria and Protocol for Notifying Individuals. Procedures shall include documentation of the methods and manner for determining when and how a notification is to

---

<sup>7</sup> <https://gov.georgia.gov/document/2021-signed-legislation/hb-156/download>

be made. The procedures shall be consistent and comply with USG policies and applicable state and federal laws. At a minimum, these procedures will address the following elements:

- a) Whether the notification is required by law.
- b) Whether the notification is required by USG or state or federal policy.
- c) Timeliness of notification.
- d) Source of notice.
- e) Content of notice.
- f) Approval of notice prior to release.
- g) Method(s) of notification.
- h) Preparation for follow-on inquiries.
- i) Other actions that can be taken to mitigate harm to individuals.
- j) Other situations when notification should be considered.

#### *5.3.4 Cybersecurity Events/Incidents Involving Suppliers*

A supplier (third-party) data or information exposure affecting members of the USG community resulting or has the potential for resulting in a press release characterizes the type of incident that is to be reported to USG Cybersecurity... if for no other reason but to inform the Board of Regents and Executive Leadership that the USG was not breached but that a third party was breached exposing the protected data of members of the USG community.

USG organizations shall file an incident ticket with USG Cybersecurity regardless of whether a current contract with the supplier exists. If an organization has members of its community conducting business with a supplier and that supplier is associated with the organization and that supplier exposes data, submit an informational ticket to USG Cybersecurity of the supplier's exposure of your community's data. USG organizations shall follow up with the supplier to ensure they provide notification and mitigation concerning the exposure.

### **Section 5.4 Information Asset Management and Protection**

A "standard of due care" is required to prevent misuse or loss of USG information assets. USG organizations must provide for the integrity and cybersecurity of its information assets. Information assets are defined as:

1. All categories of automated information, including, but not limited to, records, files and databases.
2. Information technology facilities, equipment (including endpoints, personal computer systems) and software owned or leased by a USG organization.

#### *5.4.1 Information Asset Management Requirements*

Asset inventory is required by state asset management procedures and is the method by which the USG maintains accountability of the systems, products, or services, such as physical computing devices and software purchased with state funds. To demonstrate the standard of due care, USG organizations shall:

1. Establish and maintain management and staff accountability for protection of USG information assets.
2. Establish and maintain processes for the assessment and analysis of risks associated with USG information assets.

3. Establish and maintain cost-effective risk management practices intended to preserve the ability to meet USG program objectives in the event of the unavailability, loss, or misuse of information assets.
4. Establish and maintain a continuous accountability of all hardware and software (including licenses) acquired with federal or state funds.
5. Establish and maintain an inventory of all supplier managed systems, products and services that access, store, process and transmit USG information assets.
6. Asset management shall include procedures for accountability throughout the asset's life cycle from acquisition to decommission, transfer of ownership, surplus and/or equipment refresh/upgrades.
7. In the case of shared resource situations among two or more USG organizations, the hosting organization is responsible for this accountability.
8. All assets shall be recorded in compliance with all applicable state or USG asset management policies<sup>8</sup> and the Official Code of Georgia Annotated section 50-16-160 et. seq.<sup>9</sup>

#### *5.4.2 Information Asset Protection Requirements*

USG organizations must provide for the integrity and security of their information assets by identifying all information systems, products, or services for which that USG organization has ownership responsibility and ensuring that responsibility for each information system, automated file, or database is defined with respect to:

1. Roles and Responsibilities:<sup>10</sup>
  - a. Owners of the information system.
  - b. Owners of the information within USG organizations.
  - c. Trustees and stewards of the information.
  - d. Users of the information.
2. Data Classification: Classification of information to ensure that each document, file, or database is identified as to its information class in accordance with policies and standards.
3. Data Processing: Processing environment is identified (e.g., geographic location, on-premises, cloud, or third party managed). Service Providers ("Suppliers") will provide services to USG solely from data centers physically located in the United States.
4. Data Storage: Storage of USG data at rest will be located/stored solely in data centers in the United States; Suppliers will process USG data outside of the United States data centers only to provide services to USG end users located outside of the United States. The term "data center" herein is defined as all supplier facilities and those used by Supplier's contractors in which USG data is processed or stored.

---

<sup>8</sup> [https://www.usg.edu/gafirst-fin/documentation/category/asset\\_management](https://www.usg.edu/gafirst-fin/documentation/category/asset_management)

<sup>9</sup> <https://gta-psg.georgia.gov/psg/accountability-assets-ps-08-002>

<sup>10</sup> Note: The definitions of Owners, Stewards, Trustees and Users are covered in the Business Procedures Manual, Section 12: Data Governance and Management.

5. Vulnerability Management: Develop and implement a vulnerability management plan that includes, but is not limited to, the following:
  - a. Conduct continuous monitoring to identify and verify the presence and effectiveness of implemented protective measures (e.g., vulnerability scanning).
  - b. Technology upgrades, which include, but are not limited to, operating system upgrades on servers, routers and firewalls. Appropriate planning and testing of upgrades must be addressed, in addition to departmental criteria for deciding which upgrades to apply.
  - c. Security patches and security upgrades, which include, but are not limited to, servers, routers, endpoints, mobile devices and firewalls. Application and testing of the patches and/or security upgrades must be addressed, in addition to departmental criteria for deciding which patches and security upgrades must be applied and how quickly.
  - d. Intrusion Prevention System (IPS) and/or firewall configurations to detect anomalous activity in a timely manner to understand potential impacts. Documentation of the baseline configuration is a requirement for each IPS and/or firewall with expected dataflow diagrams, updates of the documentation for all authorized changes and periodic verification of the configuration to ensure that it has no changes during software modifications or rebooting of the equipment.
  - e. Endpoint configuration management requires the creation and documentation of a baseline configuration following the principle of least functionality for each organizationally owned device grouping (e.g., Faculty/Staff, Location, Role) with expected dataflow diagrams, updates of the documentation for all authorized changes and periodic checking of the configuration unique to the group to ensure that it has not changed during software modifications.
  - f. Server configurations, which must clearly address all servers that have any interaction with Internet, extranet, or intranet traffic. Creation and documentation of a baseline configuration following the principle of least functionality for each server with expected dataflow diagrams, updates of the documentation for all authorized changes and periodic checking of the configuration to ensure that it has not changed during software modifications or rebooting of the equipment and their associated system dependencies is required.
  - g. Server hardening, which must cover all servers throughout the organization, not only those that fall within the jurisdiction of the organization's IT area. The process for making changes based on newly published vulnerability information as it becomes available must be included. Implement principles of least functionality. Implement and enforce an organization policy for making security upgrades and security patches.
  - h. Software management and software licensing, which must address acquisition from reliable and safe sources and must clearly state the organization's policy about not using pirated or unlicensed software. Implement integrity checking protocols to verify software, firmware and information integrity.
  - i. Scan identified assets for vulnerabilities, which are documented and mitigated or remediated.
6. Technology Usage: Implement safeguards to control data leaks

- a. Limit the use of peer-to-peer technology for any non-business purpose. This includes, but is not limited to, transfer of music, movies, software and other intellectual property. The organization's CIO and ISO must approve business use of peer-to-peer technologies.
  - b. Restrict as appropriate the use of removable media such as disabling the auto run feature.
  - c. Implement data loss prevention (DLP) technologies to limit and control unintended exposure of data classified as protected.
7. Data Integrity: Require that if a data file is downloaded to an endpoint from another computer system, the specifications for information integrity and cybersecurity, which have been established for the original data file, must be applied in the new environment.
  8. Encryption: Require encryption, or equally effective measures, for all personal, sensitive, or confidential information that is stored on portable electronic storage media and on portable computing devices.
  9. Data Lifecycle: Systems, products, services and associated data are formally managed throughout removal, transitions and disposition.

## Section 5.5 Risk Management

Cybersecurity risk management is a strategic business discipline that supports the achievement of an organization's objectives and goals by addressing the full spectrum of its risks and managing the combined impact of those risks. Risk management is an integration of three processes – risk assessment, risk mitigation and controls evaluation and measurement. Risk management helps an organization ensure integration of strategic and operational planning processes. Managing risk safeguards the organization's mission, goals and requires an ongoing evaluation and assessment of operations and processes. USG information assets (e.g., data processing capabilities, information technology infrastructure and data) are an essential resource and asset. For many organizations, program operations would effectively cease in the absence of key computer systems, products, or services. In some cases, public health and safety would be immediately jeopardized by the failure or disruption of a system. Furthermore, the unauthorized modification, deletion or disclosure of information included in institution files and databases can compromise the integrity of USG programs, violate individual right to privacy and constitute a criminal act.

### 5.5.1 Organization's Risk Management Programs

The practice of risk management within a USG organization must be based upon the results of the organization's risk analysis process that may be influenced by architecture and contracted external supplier relationships. Supplier (i.e., contracted, third-party, external vendor) risk management addresses three components beginning with supplier risk assessment process; followed by contracts; and ending with contract/supplier evaluation. All three of these components are addressed within the *Business Procedures Management*, Section 3.4 Contracts.<sup>11</sup> Based on the impact analysis and the risk assessment, the organization should determine what types of safeguards are appropriate to address their defined risks. In this manner, the safeguards deployed reflect the true importance of the investment in the information resources used to accomplish the organization's mission. A focus on the USG and organization missions is vital. An organization cannot and is not expected to, mitigate every risk

---

<sup>11</sup> [https://www.usg.edu/business\\_procedures\\_manual/](https://www.usg.edu/business_procedures_manual/) (*Under Review*)

but must prioritize based on the threat to the mission and available resources. Obtaining resources for risk management is subject to the same technical, programmatic and budgetary justification and review processes required for any information technology program. The risk management practices implemented by each USG organization will vary depending upon the nature of the organization's information assets. Finally, risk management is integral to the development and operation of information resources. Cybersecurity risk management planners must communicate and collaborate with the USG organization's enterprise risk management (ERM) coordinator, at least annually. While it is not required that this plan be on file with USG Cybersecurity, it must be made available upon request.

### *5.5.2 Cybersecurity Risk Management Plan Requirements*

A risk management plan must then be developed documenting the actions and safeguards (or countermeasures) that can be taken to reduce the identified risks based on available resources. USG Cybersecurity modeled NIST SP800-39 *Risk Management Framework*. Risks, concerning the framework, shall be contextualized; assessed against threat sources, vulnerabilities, impacts and likelihood; responded to; and monitored over time and updated as required. Organizational risk management plans shall include:

- 1) Risk framing is a set of assumptions, constraints, tolerances and priorities that informs the organization's approach to manage risks. The plan shall:
  - a) Identify assumptions (i.e., threat source, vulnerabilities, impacts and likelihood) that affects how risk is assessed, responded to and monitored.
  - b) Identify constraints on the conduct of risk-assessments, response and monitoring,
  - c) Identify the level of tolerance (see *Section 5.5.3 Defining Risk Tolerance*) and
  - d) Identify the priorities and ensure they align with the organization's mission.
- 2) Risk assessment is the process where threat, vulnerability identification and risk determination inform the organization on the courses of actions to be taken. The plan shall:
  - a) Identify threats to and vulnerabilities in systems, products and services,
  - b) Determine the risks to operations, assets, individuals and other organizations (e.g., USG Suppliers) if threat sources exploit vulnerabilities and
  - c) Be used to inform *Section 5.5.4 Risk Assessment and Analysis Requirements*.
- 3) Risk response is the process where courses of actions are identified, evaluated, decided on and implemented to accept, avoid, mitigate, or transfer risks. The plan shall:
  - a) Identify courses of action to respond to identified risks,
  - b) Evaluate courses of actions to respond to identified risks,
  - c) Decide on the course of action for risk response,
  - d) Implement the course of action selected for risk response, and
  - e) Utilize the information gathered to inform *Section 5.3.1 Cybersecurity Incident Response Plan Requirements*.
- 4) Risk monitoring is the process where organizations can verify compliance, determine effectiveness and identify impacts to change. The plan shall:

- a) Develop a risk monitoring strategy to include purpose (i.e., compliance, effectiveness and impact), type (i.e., automated or manual) and frequency of monitoring, and
  - b) Monitor organizational information systems, product and services on an ongoing basis to verify compliance, effectiveness and impacts to change.
- 5) Review, evaluate, adjust and update the plan annually. Also, the organization shall:
- a) Protect the plan from unauthorized disclosure or modification, and
  - b) Review and approve the plan by senior-level leadership with accountability and authority.

### *5.5.3 Defining Risk Tolerance*

Senior leadership at each USG organization shall decide when a residual level of risk may be acceptable. The choices available to senior leadership includes the following activities pertaining to each of the identified risks to determine an appropriate risk response:

- 1) Mitigate the risk (by choosing to engage in an action with safeguards).
- 2) Accept the risk (by choosing to engage in an action without safeguards).
- 3) Avoid the risk (by choosing not to engage in an action).
- 4) Transfer the risk (by choosing to move the risk to another party).

### *5.5.4 Risk Assessment and Analysis Requirements*

USG organizations must ensure the integrity of computerized information resources by protecting them from unauthorized access, modification, destruction, or disclosure and to confirm the physical security of these resources. USG organizations shall also ensure that users, contractors and third parties having access to state or USG computerized information resources are informed of and abide by this standard and the USG organizations' cybersecurity plan and are informed of applicable local, state and federal policies, laws, regulations, and/or codes related to computerized information resources. USG organizations must establish a risk management process to identify, assess and respond to the risks associated with its information assets.

#### **Risk Assessment Requirements:**

Concerning organizational risk management plans, USG Cybersecurity modeled NIST SP800-53 (Rev4) RA-3, which consists of five requirements. USG organizations shall...

- 1) Assess risk, including the likelihood and magnitude of harm, from the unauthorized access, use, disclosure, disruption, modification, or destruction of the information system and the information it processes, stores, or transmits.
  - a) USG organizations understand the cybersecurity (including supplier) and data privacy risks to individuals, products and systems and how they may create follow-on impacts on organizational operations, including mission, functions, other risk management priorities (e.g., compliance, financial, reputation, workforce and culture.) Event data (logs) shall be collected and correlated from sources and sensors.
- 2) Document risk assessment results in an organization-defined document.
  - a) Policies, processes and procedures incorporate lessons learned from problematic data actions and/or safeguard failures or weaknesses.
  - b) USG Cybersecurity has provided a cybersecurity risk template spreadsheet to manage and track risks and mitigation efforts.

- 3) Review risk assessment results following an organization-defined frequency (remembering to consider supplier and data privacy risks).
  - a) Supplier relationships are identified. Suppliers may include contracted systems, products, or services, third parties and external vendors.
  - b) Potential problematic data actions are identified. A problematic data action is defined as a data action that could cause an adverse effect for individuals (e.g., unauthorized access/exposure), which is the focus concerning data privacy.
  - c) Policies, processes and procedures are established and in place to receive, analyze and respond to problematic data actions disclosed to the organization from internal and external sources.
  - d) Problematic data actions, likelihoods and impacts are used to determine and prioritize risk.
- 4) Disseminate risk assessment results to organization-defined leadership; and
- 5) Update the risk assessment following an organization-defined frequency (e.g., annually, or biannually) or whenever there are significant changes to the information system or environment of operation (including the identification of new threats and vulnerabilities), or other conditions that may impact the cybersecurity state of the system.

#### **Risk Analysis Requirements:**

Following risk assessment, risk analysis is performed commensurate to the level of sensitivity of the information resources identified, in which IT-related assets (e.g., information, people – both internal and external to the organization – software, hardware, facilities, etc.) are identified and which of those assets are determined to be most critical to protect, the threats to which they are subject must be identified and evaluated. USG organizations must ensure the policies, processes and procedures for ongoing review of the organization’s cybersecurity and data privacy posture are understood and informs the management of assessed and analyzed risk.

#### ***5.5.5 Risk Register***

The risk management tool used to record the risk assessment is a risk register. Risks are identified to include nature of risk, level of risk, impact and frequency of risk, reference the owner of the risk and the mitigating measures in place to respond to the risk of the data ecosystems, products and services. For a given IT asset, an estimate should be made of the largest potential business impact, based on failures of confidentiality, integrity and availability. The relative business impact of these three types of failure events should then be estimated as high, medium, or low. For example, if a system is estimated as having a low requirement for confidentiality, a medium requirement for data integrity and a high requirement for service availability, then that IT asset is treated as having a high requirement for attention.

### **Section 5.6 Information System Categorization**

Data is a critical asset of the USG. USG organizations have a responsibility to protect the confidentiality, integrity and availability of the information and information systems assets utilized. However, to protect the data, there must be an understanding of what to protect, why protect it and how to protect it. The security objective is to maintain the confidentiality, integrity and availability of all information and information systems, products, or services. Security categorization is the characterization of information or an information system based on an assessment of the potential impact that a loss of confidentiality,



integrity, or availability of such information or information system would have on organization operations, assets, or individuals and the USG itself to include all USG contracted suppliers that accesses, stores, processes and transmits data and information assets on behalf of the USG.

Confidentiality, integrity and availability are defined as:

- 1) Confidentiality - “Preserving authorized restrictions on information access and disclosure, including means for protecting personal privacy and proprietary information...” [44 U.S.C., Sec. 3542] A loss of confidentiality is the unauthorized disclosure of information.
- 2) Integrity - “Guarding against improper information modification or destruction and includes ensuring information non - repudiation and authenticity...” [44 U.S.C., Sec. 3542] A loss of integrity is the unauthorized modification or destruction of information.
- 3) Availability - “Ensuring timely and reliable access to and use of information...” [44 U.S.C., SEC. 3542] A loss of availability is the disruption of access to, or use of, information or an information system.

### 5.6.1 Purpose

Security categories are based on the potential impact to an organization or supplier operation on behalf of the USG should certain events occur that jeopardize the information and information systems needed by the organization to accomplish its assigned mission, protect its assets, fulfill its legal responsibilities, maintain its day-to-day functions and protect individuals.

### 5.6.2 Requirements

Data Owners shall inventory, provide data flow diagrams and assign a security category to the information systems, products, or services for which they hold responsibility. The security category assigned shall conform to *FIPS Publication 199, Standards for Security Categorization for Federal Information Systems*, which addresses developing standards for categorizing information and information systems according to the potential impact on organizations should there be a breach in security.

Specifically:

- 1) The potential impact is LOW if the loss of confidentiality, integrity, or availability could be expected to have a limited adverse effect on organizational operations, organizational assets, or individuals.
- 2) The potential impact is MODERATE if the loss of confidentiality, integrity, or availability could be expected to have a serious adverse effect on organizational operations, organizational assets, or individuals.
- 3) The potential impact is HIGH if the loss of confidentiality, integrity, or availability could be expected to have a severe or catastrophic adverse effect on organizational operations, organizational assets, or individuals.

Security categorization information is shown in the “Nine Box” from FIPS Publication 199, as shown in Table 5.3.

Table 5.3: NIST “Nine Box” Security Categorization

	Low	Moderate	High
--	-----	----------	------

Confidentiality	The loss of confidentiality could be expected to have a <u>limited</u> adverse effect on organizational operations, organizational assets, or individuals.	The loss of confidentiality could be expected to have a <u>serious</u> adverse effect on organizational operations, organizational assets, or individuals.	The loss of confidentiality could be expected to have a severe or <u>catastrophic</u> adverse effect on organizational operations, organizational assets, or individuals.
Integrity	The loss of integrity could be expected to have a limited adverse effect on organizational operations, organizational assets, or individuals.	The loss of integrity could be expected to have a serious adverse effect on organizational operations, organizational assets, or individuals.	The loss of integrity could be expected to have a severe or catastrophic adverse effect on organizational operations, organizational assets, or individuals.
Availability	The loss of availability could be expected to have a limited adverse effect on organizational operations, organizational assets, or individuals.	The loss of availability could be expected to have a serious adverse effect on organizational operations, organizational assets, or individuals.	The loss of availability could be expected to have a severe or catastrophic adverse effect on organizational operations, organizational assets, or individuals.

The generalized format for expressing the security category (SC) of an information system is:

- SC information system = {(confidentiality, impact), (integrity, impact), (availability, impact)}, where the acceptable values for potential impact are LOW, MODERATE, or HIGH.

The security categorization process is conducted by the information system owner and information owner/ steward in cooperation and collaboration with appropriate organizational officials (i.e., senior leaders with mission/business function and/or information security officer/risk management responsibilities). The security categorization process is conducted as an organization-wide activity taking into consideration the enterprise architecture, cybersecurity architecture and external suppliers that access, store, process and/or transmit USG data and information assets. This helps to ensure that individual information systems are categorized based on the mission and business objectives of the organization. Additionally, systems dependencies as illustrated within data flow diagrams can be mapped and inventoried to be used in determining mission criticality. The results of the security categorization process influence the selection of appropriate security controls for the information system and, where applicable, the minimum assurance requirements for that system. Security categorization information must be documented in the system identification section of the security plan or included as an attachment to the plan.

“Mission-Critical System” designation uses the output of the categorization process. A mission-critical system is a system whose failure or malfunction will result in not achieving organizational goals and objectives. Criteria are a) contains confidential or sensitive data (i.e., personally identifiable information (PII) and other regulated information), or b) serves a critical and necessary function for daily operations, or c) a combination of both protected data and critical function.

### Section 5.7 Classification of Information

The USG’s records (paper or electronic, including automated files and databases) are essential public resources that must be given appropriate protection from unauthorized use, access, disclosure, modification, loss, or deletion.

#### 5.7.1 Classification Structure

USG organizations must classify records using the following classification structure:

- 1) Unrestricted/Public Information is information maintained by a USG organization that is not exempt from disclosure under the provisions of an open records act or other applicable state or federal laws.
- 2) Sensitive Information is information maintained by a USG organization that requires special precautions to protect from unauthorized use, access, disclosure, modification, loss, or deletion. Sensitive information may be either public or confidential. It is information that requires a higher-than-normal assurance of accuracy and completeness. Thus, the key factor for sensitive information is that of integrity. Typically, sensitive information includes records of USG financial transactions, student records, and/or regulatory actions.
- 3) Confidential Information is information maintained by a USG organization that is exempt from disclosure under the provisions of an open records act<sup>12</sup> or other applicable state or federal laws.

### *5.7.2 Defining Personal Information*

In addition, Personal Information may occur in unrestricted/public, sensitive and/or confidential information. Personal Information identifies or describes an entity by name or number that may be used, alone or in conjunction with any other information, to identify a specific person, including but not limited to name, address, telephone number, Social Security number (SSN), date of birth, government-issued driver's license or identification number, alien registration number, government passport number, employer or taxpayer identification number, student identification number, computer Internet Protocol address or routing code and credit card number, or other credit card information. This information must be protected from inappropriate access, use, or disclosure and must be made accessible to data subjects upon request. Personal information includes, but is not limited to:

- 1) Protected Health Information (PHI) - individually identifiable health information created, transmitted, received, or maintained by such organizations as health care payers, health care providers, health plans and contractors to these entities, in electronic or physical form. Federal regulations require state entities that are health plans, health care clearinghouses, health care providers or entities declared as "business associates" conducting electronic transactions ensure the privacy and security of electronic protected health information from unauthorized use, access, or disclosure.
- 2) Personally Identifiable Information (PII) - any information that permits the identity of an individual to be directly or indirectly inferred, including any information that is linked or linkable to that individual regardless of whether the individual is a U.S. citizen, lawful permanent resident, visitor to the U.S., or employee or contractor to the institution. Not all PII is confidential, such as the PII on a business card. Whereas other PII is considered Sensitive Personally Identifiable Information (Sensitive PII). If lost, compromised, or disclosed without authorization, Sensitive PII could result in substantial harm, embarrassment, inconvenience, or unfairness to an individual.<sup>13</sup>

---

<sup>12</sup> Georgia's open records act is located at: <http://law.ga.gov/law>.

<sup>13</sup> O.C.G.A. 10-1-910

The designated owner<sup>14</sup> of a record is responsible for making the determination as to whether that record should be classified as public, sensitive, or confidential. The owner of the record is responsible for defining special security precautions that must be followed to ensure the integrity, security and appropriate level of confidentiality of the information. Records containing sensitive and/or personal information require special precautions to prevent inappropriate disclosure. When confidential, sensitive, or personal information is contained in public records, procedures must be used to protect it from inappropriate disclosure. Such procedures include the removal, redaction, or otherwise masking of the confidential, sensitive, or personal portions of the information before a public record is released or disclosed. While the need for the USG organizations to protect data from inappropriate disclosure is important, so is the need for the USG organization to take necessary action to preserve the integrity of the data. USG organizations must develop and implement procedures for access, handling and maintenance of personal and sensitive information. Information classification must be part of the risk management program, as detailed in Section 5.5.

## Section 5.8 Endpoint Management

### 5.8.1 Purpose

Based on the continued trend of successful ransomware and endpoint attacks, all USG organizations must implement and manage endpoint security by deploying the components and features listed. Endpoints can include, but are not limited to, PCs, laptops, tablets, smart phones and specialized equipment such as bar code readers or point-of-sales (POS) terminals. Compliance will be demonstrated through documentation, reported through the biannual USG *Cybersecurity Program Review* and verified through an Internal Audit and Compliance review and/or audit.

### 5.8.2 Discovery and Inventory

USG organizations must employ a comprehensive, real-time endpoint discovery process that can detect and discover all endpoint devices on organizational networks. Endpoint discovery is the process of collecting and listing or inventorying assets. Additionally, an up-to-date inventory of all state-owned endpoint devices must be developed, maintained and reported upon request. Documented discovery and inventory procedures as well as compliance to the written procedures is required. The written discovery and inventory procedure shall include:

- 1) Discovering and inventorying organizationally owned assets shall at a minimum include device name, system categorization<sup>15</sup>, IP address and MAC address.
- 2) Beyond organizationally owned assets, inventory minimums shall also include owners or managers (i.e., the organization or contracted third parties) and their roles with respect to the systems, products and services or components (i.e., internal, or external) that process USG data assets.<sup>16</sup>
- 3) Employing discovery and inventory tools and techniques that facilitate interoperability among existing tools (where possible) and automate parts of the discovery and inventory management process for efficiencies (where possible).

---

<sup>14</sup> The definition of Owner is covered in the Business Procedures Manual Section 12, Data Governance and Management.

<sup>15</sup> <https://usg.edu/policies> - *IT Handbook*, Section 5.6: Information Systems Categorization

<sup>16</sup> <https://usg.edu/policies> - *Business Procedures Manual*, Section 3.4.4 and Supplier Management

- 4) Defining and requiring an inventory trigger, following an organization-defined frequency and/or following organization defined process, to conduct manual and/or automated inventories.
- 5) Using a consolidated method and/or tool to issue and track organizationally owned endpoints to eligible personnel (beyond standard asset control limitations).
- 6) Confirming the accuracy of the consolidated inventory through a periodic reconciliation following an established timeline (i.e., continually, monthly, quarterly, biannually).
- 7) Setting the endpoint's name so it cannot be altered (e.g., in support of process item #5 consolidated tracking) where applicable.

### *5.8.3 Vulnerability Scanning*

Security categorization of endpoint systems, products, or services shall guide the comprehensiveness and frequency of vulnerability scans<sup>17</sup>. Moreover, systems that perform endpoint scanning must be continuously updated as new vulnerabilities are discovered, announced and scanning methods developed. This process helps to ensure that potential vulnerabilities in the system, products and services are identified and addressed as quickly as possible. Vulnerability scanning includes, for example, scanning for patch levels; scanning for functions, ports, protocols and services that should not be accessible to users or devices; and scanning for improperly configured or incorrectly operating information flow control mechanisms. Documented vulnerability scanning procedures as well as compliance to the written procedures is required and may be periodically requested for review. The written vulnerability scanning procedure shall include:

- 1) Scanning for vulnerabilities in systems and hosted applications – where permissible – following an organization defined frequency and/or when new vulnerabilities potentially affecting the system are identified and reported.
- 2) Employing vulnerability scanning tools and techniques that facilitate interoperability among existing tools and automate parts of the vulnerability management process for efficiencies.
- 3) Analyzing vulnerability scan reports and results from control assessments (e.g., scans, assessments and audit reviews and engagements).
- 4) Remediating vulnerabilities following an organization-defined response time following an organizational assessment of risk.
- 5) Employing vulnerability scanning tools that include the capability to readily update the vulnerabilities definitions and signatures to be scanned.
- 6) Sharing information obtained from the vulnerability scanning process and control assessments with USG cybersecurity community (where appropriate) to help eliminate similar vulnerabilities in other systems.

USG organizations should consider using scanning tools that express vulnerabilities in the Common Vulnerabilities and Exposures (CVE) listing, the Common Weakness Enumeration (CWE) listing and the National Vulnerability Database (NVD). USG organizations should also consider using scanning tools that express vulnerability impact by the Common Vulnerability Scoring System (CVSS).

---

<sup>17</sup> <https://usg.edu/policies> - *IT Handbook*, Section 5.6: Information Systems Categorization

#### *5.8.4 Patch Management*

To ensure network security and protect USG data assets, all organizationally owned endpoint assets must be securely maintained, and critical security patches must be applied consistent with an organizational assessment of risk. Endpoints must have activated and implemented patch management solutions. Documented patch management procedures as well as compliance to the written procedures is required and may be periodically requested for review. The written patch management procedure shall include:

- 1) Installing and testing currently available security patches; and
- 2) Removing end-of-support/end-of-life software in production.

Exceptions may be granted for patches that compromise the usability of critical applications and should be recorded in the organization's risk register.

#### *5.8.5 Anti-virus, malware and spyware Controls*

Controls, also referred to as "safeguards" and/or "countermeasures" are proactive (preventive or detective) measures or activities that prevent or detect threats or vulnerabilities to mitigate risks. Anti-virus, anti-malware and anti-spyware products and/or services protect and prevent known and emerging computer viruses, malicious programs and unwanted software applications on the endpoint from adverse actions. Documented anti-virus, malware and spyware controls procedures as well as compliance to the written procedures is required and may be periodically requested for review. The written anti-virus, malware and spyware controls procedure shall include:

- 1) Installing and activating anti-virus, anti-malware and anti-spyware protection software on all endpoint devices following an organizational assessment of risk.
- 2) Installing and configuring anti-virus software, where possible, for automatic updates on desktops, tablets and mobile assets to protect organizations against virus-based vectors.
- 3) Installing and configuring anti-malware software, where possible, for automatic updates on desktops, tablets and mobile assets to prevent, detect and remediate malicious programs on endpoints.
- 4) Installing and configuring anti-spyware software, where possible, for automatic updates on desktops, tablets and mobile assets to prevent, detect and remediate spyware software on endpoint systems.

#### *5.8.6 Host-Based Firewall/Intrusion Prevention Software*

A host-based firewall or host-based intrusion prevention (IPS) software is designed to control the flow of network traffic following local security policy. Documented host-based firewall and/or intrusion prevention software procedures as well as compliance to the written procedures is required and may be periodically requested for review. The written firewall control procedure shall include implementing and configuring host-based firewall and/or IPS software including endpoints and other types of networked devices. While the use of firewall appliances is encouraged, they do not necessarily obviate the need for host-based firewalls or host-based intrusion prevention.

#### *5.8.7 Encrypted Authentication*

Unencrypted device authentication mechanisms are only as secure as the network upon which they are used. Traffic across the USG network may be surreptitiously monitored, rendering these authentication mechanisms vulnerable to compromise. Documented encrypted authentication procedures as well as

compliance to the written procedures is required and may be periodically requested for review. The written encryption authentication procedure shall include:

- 1) Requiring all networked devices to use encrypted authentication mechanisms in alignment with an organizational assessment of risk.
- 2) Requiring cryptographically sound encryption, or equally effective measures, for all personal, sensitive, or confidential information that is stored on portable electronic storage media (including, but not limited to, CDs/DVDs, external/mobile storage and USB drives) and on mobile computing endpoints.
- 3) Removing insecure (cryptographically unsound) services (where possible) such as Telnet, FTP, SNMP and POPIMAP.

Exceptions may be granted that compromise the usability of critical applications where compensating controls can be considered.

#### *5.8.8 Unnecessary Services*

To limit threat vectors into endpoint, implement the principle of least functionality. The principle of least functionality provides that information systems are configured to provide only essential capabilities and to prohibit or restrict the use of non-essential functions, such as ports, protocols, and/or services that are not integral to the operation of that information system. Documented procedures as well as compliance to the written procedures is required and may be periodically requested for review. The written unnecessary services procedure shall include disabling service(s) not necessary for the intended purpose or operation of the endpoint in alignment with an organizational assessment of risk.

#### *5.8.9 Network Segmentation*

Utilizing the principle of least privilege, USG organizations shall ensure access to data is limited to authorized individuals, processes and devices and is managed consistent with the assessed risk of unauthorized access. Documented network segmentation procedures as well as compliance to the written procedures is required and may be periodically requested for review. The written network segmentation procedure shall include:

- 1) Protecting network integrity (i.e., using firewalls, access control lists (ACL), and/or network access control (NAC)); and
- 2) Implementing network segmentation (e.g., using virtual local area networks (VLANs), intranets, perimeter networks, or physically separated networks) where appropriate.

#### *5.8.10 Physical Security*

Unauthorized physical access to an unattended endpoint can result in harmful or fraudulent modification of data, fraudulent email use, or any number of other potentially damaging situations. More importantly, it may defeat the multifactor authentication controls implemented to protect USG assets. Documented physical security procedures as well as compliance to the written procedures is required and may be periodically requested for review. The written physical security procedure shall include:

- 1) Configuring endpoints to lock and requiring a user to re-authenticate if left unattended for more than twenty (20) minutes; and
- 2) Enabling a password, passphrase, pin, code, or biometric lock on all mobile endpoints that must be authenticated before accessing the device.

### 5.8.11 Maintenance

Maintenance and repairs of information system components is performed consistent with procedures and in alignment with an organizational assessment of risk. Documented maintenance procedures as well as compliance to the written procedures is required and may be periodically requested for review. The written maintenance procedure shall include:

- 1) Performing, logging, and/or recording maintenance and repair of organizational assets is executed in a timely manner with approved and controlled tools; and
- 2) Executing required maintenance on remote systems must be approved, logged and performed in a manner that prevents unauthorized access.

## Section 5.9 Cybersecurity Awareness, Training and Education

Cybersecurity awareness and training is a strategy that is designed to educate users on the role they play in helping the USG to mitigate cybersecurity related user risk. This strategy is implemented through formally educating the workforce using a centrally managed service on the various cyber threats that exist, how to recognize them and steps to take to keep themselves and their organizations secure.

### 5.9.1 Roles and Responsibilities

While it is important to understand the policies, standards and guidelines (PSG) that USG organizations develop and implement, it is crucial that faculty, staff, students, suppliers (i.e., third-party) and affiliates understand who has responsibility for cybersecurity and data privacy defense. Simply, we all play a role.

#### **Organization President or Chief Executive**

The Chancellor, organization president or chief executive and senior leadership are responsible for ensuring that appropriate and auditable cybersecurity controls are in place to include awareness, training and education as stated within *Board of Regents Policy 10.4*.

#### **Organization Cybersecurity Training Coordinator**

Training coordinators at each USG organization shall:

1. Meet with USG Cybersecurity to ensure training aligns with the enterprise objectives.
2. Coordinate implementation of cybersecurity awareness training and phishing campaigns.
3. Collaborate with other USG organizations in the training and awareness community.
4. Communicate challenges or concerns that may impact participation.
5. Update USG Cybersecurity of staffing changes and contact information.

#### **Organization Information Security Officer (ISO)**

The ISO shall provide leadership in cybersecurity awareness, training and education as well as work with the academic, administrative and information technology leadership to:

1. Establish overall strategy for cybersecurity awareness, training and education.
2. Understand program maturity and compliance.
3. Identify the training coordinator and organize the implementation of cybersecurity objectives.



4. Identify the data privacy role or contact and coordinate the implementation of data privacy objectives.<sup>18</sup>
5. Biannually report using the Cybersecurity Program Review (CPR) that all users accessing information or information systems, products or services are trained in their cybersecurity responsibilities.

## **Users**

Cybersecurity is everyone's responsibility. Information system users are the largest audience and most important group to help reduce unintentional errors and vulnerabilities. Users requiring access to information and information systems, products or services must:

1. Understand and comply with USG organization's cybersecurity policies and procedures.
2. Be trained in the acceptable use of the systems, products, or services to which they have access.
3. Work with management to meet training needs.
4. Be aware of actions to better protect USG organization's information and information systems, products, or services.

## **Suppliers**

Suppliers (e.g., services providers, customers, partners) demonstrate they understand their roles and responsibilities concerning awareness training.

### *5.9.2 Cybersecurity Awareness and Training Plan Requirements*

USG organizations cannot protect the confidentiality, integrity and availability of information and information systems, products, or services without ensuring that each person involved understands their roles and responsibilities and is trained to perform them. Consequently, all organizations shall develop, document and disseminate to organization-defined personnel or roles a cybersecurity awareness and training plan<sup>19</sup> following Board Policy 10.4.2 *Institutional and Organizational-Level Responsibilities*. The *Cybersecurity Awareness and Training Plan* shall address:

1. Purpose, scope, management commitment and compliance that:
  - a. Describes roles, responsibilities and coordination among organizational entities (5.9.1).
  - b. Is consistent with applicable laws, executive orders, directives, regulations, policies, standards and guidelines.
  - c. Reviews and updates the current cybersecurity awareness and training plan annually and following an organization-defined event.
  - d. Deliver USG provided baseline training module with the option to augment with additional modules.
  - e. Incorporate lessons learned from internal or external incidents or breaches.

---

<sup>18</sup> IT Handbook, Section 6.1.3 (2) Applicability and Compliance – and Section 6.3.2 Govern.

<sup>19</sup> Elements have been drawn from NIST SP800-53 Rev5 Awareness and Training.

2. Mandatory cybersecurity awareness training for all users of systems, products, or services (including managers, senior executives and contractors):
  - a. As part of initial training for new employees, contractors, etc.
  - b. Biannually thereafter following the *IT Handbook*, Section 5.10 Required Reporting Calendar.
  - c. As required by the *Human Resources Administrative Practice Manual*, Employment Orientation and General Criteria for Employment – Mandatory Training<sup>20</sup>.
3. Role-based cybersecurity training for personnel with the following organization-defined roles and responsibilities:
  - a. Compliance-based training for users that access protected information (e.g., FERPA, PCI-DSS, GLBA).
  - b. Before authorizing access to the information, information system, or performing organization-defined duties requiring additional training.
4. Phish-based testing for all users (including managers, senior executives and contractors) that:
  - a. Provides phish testing campaigns to evaluate the effectiveness of the training.
  - b. Deploys the Phish Alert Button to report suspicious email.
  - c. Incorporates lessons learned from internal or external incidents or breaches.
5. Training Record Management for all users (including managers, senior executives and contractors):
  - a. Document and monitor cybersecurity training activities, including cybersecurity awareness training, specific role-based cybersecurity and phish testing; and
  - b. Retain individual training records for five years in accordance with the Records Retentions Schedule Number: 0472-04-017.
6. Required Reporting: provide training results and reports to USG Cybersecurity upon request. Training feedback includes awareness training, role-based training and phish testing results.

## Section 5.10 Required Reporting

The USG has a compelling need to ensure confidentiality, integrity and availability of IT systems, products, or services as well as adequate protection from known and anticipated threats. As noted in Section 5.1.2 of the *USG IT Handbook*, USG organizations are responsible for the designation of officials to fulfill key cybersecurity functions and report on status of compliance with cybersecurity policy, standards and procedures.

### 5.10.1 Required Reporting Activities

The following provides a summary list and schedule of required cybersecurity reporting activities with corresponding due dates. Unless otherwise noted, all reports must be submitted in electronic format to USG Cybersecurity.

---

<sup>20</sup> <https://usg.edu/hr/manual/>

### **Cybersecurity Officer Contact Information Update**

As noted in Section 5.1.2 of the *USG IT Handbook*, the name and appropriate designee contact information must be sent to USG Cybersecurity within ten business days of any designee change.

### **Cybersecurity Incident Response Plan Submission**

As noted in Section 5.3.1 of the *USG IT Handbook*, a cybersecurity incident response plan must be formally documented and electronically sent and filed with USG Cybersecurity.

### **Cybersecurity Incident Reporting Requirement**

As noted in Section 5.3.2 of the *USG IT Handbook*, a timely response is critical. USG organizations must report all cybersecurity incidents or events of interest affecting information or information systems, products, or services for any of the cybersecurity objectives of confidentiality, integrity, or availability to USG Cybersecurity through the ITS Helpdesk (helpdesk@usg.edu) at 706-583-2001, or 1-888-875-3697 (toll free within Georgia). For all incidents affecting mission-critical systems and categorized as “**High**” shall be reported to USG Cybersecurity within **one hour** of identification.

### **Cybersecurity Incident Follow-up Reporting Requirement**

As noted in Section 5.3.3 of the *USG IT Handbook*, an incident follow-up report must be submitted to USG Cybersecurity.

### **Cybersecurity Program Review (CPR) Submission**

The Governor’s Executive Order of March 19, 2008, requires development of a composite report on the status of cybersecurity for all state agencies. The USG has chosen to align itself with this order by producing its own USG CPR. Reference **Figure 4** Required Reporting Diagram. USG Cybersecurity will complete the following CPR processes on an annual basis:

- **April:** USG Cybersecurity shall review previous CPR reports to determine if changes are required and identify areas of focus for the upcoming review period. USG Information Technology Services (ITS) senior staff and the Internal Audit and Compliance department will review proposed changes. USG Cybersecurity shall inform USG organization of any revisions to the report, changes to the CPR reporting process and the areas of focus for the upcoming review period.
- **May:** USG Cybersecurity releases the Spring CPR Survey to USG organizations. USG organizations have 30 days to complete the survey.

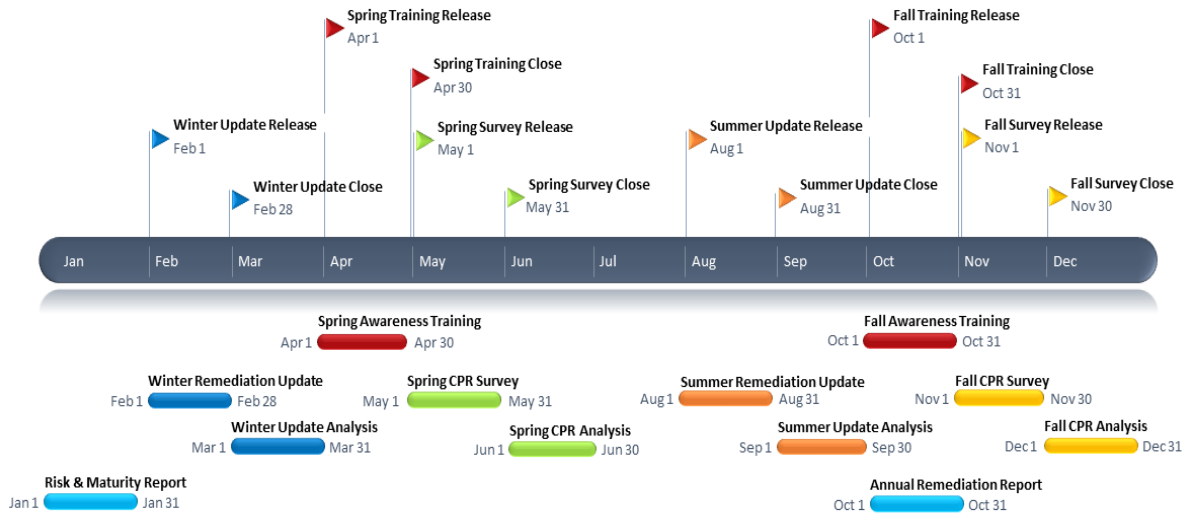


Figure 4: Required Reporting Calendar

- **June:** USG Cybersecurity collects, compiles and analyzes Spring CPR Survey results.
- **November:** USG Cybersecurity releases the Fall CPR Survey to USG organizations. USG organizations have 30 days to complete the survey.
- **December:** USG Cybersecurity collects, compiles and analyzes Fall CPR Survey results.
- **January:** USG Cybersecurity shall merge the spring and fall analysis into the annual cybersecurity risk and maturity report and make available to respective USG CIOs, CISOs and USO senior staff.

### Remediation and Mitigation Tracker Submission

Remediation and mitigation trackers provide a standardized method for USG organizations to represent the plan of actions and milestones to close on such tasks as Internal Audit findings, Federal Student Aid compliance and special projects like multi-factor authentication deployment. Reference **Figure 4** Required Reporting Diagram. USG Cybersecurity will complete the following remediation/mitigation tracker processes on an annual basis:

- **February:** USG Cybersecurity requests USG organizations to update winter Remediation and Mitigation Trackers (trackers). USG organizations are permitted 31 days to complete the trackers.
- **March:** USG Cybersecurity collects, compiles and analyzes the updated winter trackers.
- **August:** USG Cybersecurity requests USG organizations to update summer trackers. USG organizations are permitted 31 days to complete the trackers.
- **September:** USG Cybersecurity collects, compiles and analyzes the updated summer trackers.
- **October:** The winter and summer analysis of the trackers are merged into the annual report(s) respective to what is being tracked (i.e., Audit, MFA FSA....), which shall be made available to respective USG CIOs, CISOs and USO senior staff.

Risk management is a broad area requiring top-level management attention and USG-wide participation. Cybersecurity policies, standards and guidelines are intended to reduce business risk throughout USG organizations. USG organizations have the responsibility of providing cybersecurity to protect USG's

data. USG organizations are required to conduct reviews of their cybersecurity programs twice annually and submit the results to USG Cybersecurity. These data will be used to prepare the annual enterprise cybersecurity risk and maturity report. Components of the CPR are as follows:

1. **Personnel: Goal(s)** – Track and quantify dedicated and trained information cybersecurity professionals designated as USG organizational cybersecurity contacts. Advance succession planning in support of Continuity of Operations Planning (COOP).
2. **Policy and Compliance: Goal(s)** – Develop a full life cycle policy development process, refreshment and retirement methodology based on current best practices.
3. **Governance and Planning: Goal(s)** – Implement oversight and develop a cybersecurity strategy or strategies. Each strategy is supported by one or more measurable objectives.
4. **Awareness Training and Education: Goal(s)** – Ensure each organization has a cybersecurity awareness program that is completed biannually by each employee and individuals who through formal, informal, contract or other types of agreements interact with USG organizational information and information systems, products, or services.
5. **Cybersecurity Operations: Goals(s)** – Implement safeguards to manage daily secure operations of systems, products and services.
6. **Data Governance & Management: Goal(s)** – Establish the maturity level of the USG organization’s data governance framework. Determine information technology management input into the USG organization’s data governance activities.
7. **Cybersecurity Risk Management: Goal(s)** – Establish risk management planning processes for identifying, assessing and responding to risks associated with USG organizations’ information assets. Verify that all IT or business processes owners have appropriately documented cybersecurity characteristics of their systems.
8. **Cybersecurity Incident Management: Goal(s)** – Track and quantify the number of USG organizations with a formal incident management capability.
9. **Contingency Planning: Goal(s)** – Ensure the USG organizations’ contingency plan includes collaboration with emergency operations, planning strategies and initiatives.

#### *5.10.2 Remediation and Mitigation Tracker*

The Remediation and Mitigation Tracker tool provides a mechanism to track the managing department and point of contact (POC) information; summarizes the issues from the final audit/assessment; identifies the specific requirements to address an issue; records a scheduled completion date; and tracks the status of the remediation effort. Components of the tracker are represented in steps as follows:

1. Issue(s). Describe the issue(s) identified during audit engagement or annual program review, independent evaluations by internal audit or external audit, or any other work done by or on behalf of the USG. Sensitive descriptions are not necessary, but sufficient data must be provided to permit oversight and tracking. When it is necessary to provide more sensitive data, the tracker should note the sensitive nature and be protected accordingly.
2. Rating. Section 16.3.8 in the BOR *BPM*, Exception Ratings are assigned to each engagement observation contained in reports issued by Audit.
3. Impact. Enter an objective condition achieved through the application of specific safeguards or through the regulation of specific activities. The objective condition is testable, compliance is

measurable, and the activities required to achieve the control are accountable. Controls are assigned according to impact pertaining to compliance. Impact Codes indicate the consequences of a noncompliant control, which are expressed as high, medium, or low, with high indicating greatest impact.

4. POC per Issue. Enter the role of the responsible party resolving the audit issue (e.g., CIO, network director, etc.).
5. Resource Requirements.
  - a. People Resources Required. Enter the estimated funding for workforce costs required to resolve the issue. This value will be added downward and across with process and technology to generate the total estimated costs.
  - b. Process Resources Required. Enter the estimated funding for process costs required to resolve the issue. This value will be added downward and across with people and technology to automatically generate the total estimated costs.
  - c. Technology Resources Required. Enter the estimated funding for technology costs required to resolve the issue. This value will be added downward and across with people and process to automatically generate the total estimated costs.
6. Milestones. Identify and enter the specific requirements to address an identified issue. Note that the initial milestones and completion dates should not be altered. If there are changes to any milestone, note them in Column 8, "Milestone Changes."
7. Scheduled Completion Date. Enter the scheduled completion date for resolving the issue. If an issue is resolved before or after the originally scheduled completion date, the actual completion date is noted in Column 9 and 10, "Status" and "Comments," respectively.
8. Milestone Changes. Enter changes to the completion dates and reasons for the changes.
9. Status. Using the pull-down tab, select one of the available options to characterize the status remediating the issue. Options available are "completed," "on track," "scheduled," "delayed" or "at risk."
10. Comments. Enter additional information to include details for tracking this issue. Comments may include sources of funding, obstacles and challenges to resolve the issue (e.g., lack of personnel or expertise, development of new system to replace insecure legacy system), or reasons for scheduling changes or changes to status.

## Section 5.11 Open for Future Use

*Minimum Security Standards for USG Networked Devices was relocated to Section 5.8 Endpoint Management.*

## Section 5.12 Password Management

USG organizations must establish solutions that ensure necessary user access controls are in place to safeguard the actions, functions, applications and operations of authorized users and limit or prevent the actions of unauthorized users. The objective is to protect the confidentiality, integrity and availability of USG's data and information assets. The guiding principles are:

- 2) Authorized users will have access to the resources needed to accomplish their duties. Examples to achieve the desired purpose include:
  - a. Apply the principle of least privilege (e.g., removing local user administrative privilege to the general population).
  - b. Implement resource categorization following *IT Handbook, Section 5.6 USG Information System Categorization*.
- 3) Access controls shall balance cybersecurity objectives and USG mission needs.

To achieve these principles, an authentication standard must be implemented, managed, logged and monitored.

### **5.12.1 Password Authentication Standard**

All users and their activity on IT systems, products, or services should be uniquely identifiable. User identification shall be enabled through digital identities' authentication mechanisms. User access rights to all systems and data must be in line with defined and documented business needs and job requirements must be attached to user identification following *IT Handbook, Section 3.1 Information System User Account Management*. User identification and access rights should be maintained in a central repository.

USG organizations should deploy cost-effective technical and procedural measures to establish user identification, implement authentication and enforce access rights. For example, multi-factor authentication (MFA) is an authentication method in which the user is granted access to an information resource only after presenting two or more correct elements to an authenticator (reference *IT Handbook, Section 3.1.2 Managing Multifactor Authentication*). These measures should be reviewed periodically and kept current. This section establishes a standard for digital identities that includes composition and protection requirements.

### **Composition Requirements**

Access to all USG information systems, products, or services used to process, store, or transfer data with a security categorization of MODERATE or higher, as defined in *IT Handbook, Section 5.6.2*, shall require the use of a digital identity that contains strong passwords or other strong authentication mechanisms. Strong passwords shall be constructed with the following characteristics:

- 1) Be at least ten characters in length.
- 2) Must contain characters from at least two of the following four types of characters:
  - a. English upper case (A-Z)
  - b. English lower case (a-z)
  - c. Numerals (0-9)
  - d. Non-alphanumeric special characters (\$, %, ^, ...)
- 3) Must not contain easily accessible or guessable personal information about the user or user's family, such as names, birthdays, pets' names, addresses, etc.
- 4) Must be verified by USG organizations against a list of passwords known to be commonly used, expected, or compromised; and if a known or compromised password is chosen, the user is prompted to select a new password.

## Protection Requirements

A password shall be treated as confidential information and shall not be shared with anyone including, but not limited to, administrative assistants, system administrators and helpdesk personnel. The non-sharing of credentials is an essential practice for ascribing system activity to users or processes.

- 1) Users shall not write and store passwords in clear text anywhere in their office or publicly.
- 2) Passwords shall not be stored in a file on any computer system, including smart devices, without encryption.
- 3) Passwords shall not be inserted into email messages or other forms of electronic communication unless encrypted.
- 4) Temporary or “first use” passwords (e.g., new accounts or guests) must be changed the first time the authorized user accesses the system and have a limited life of inactivity before being disabled.
- 5) Default passwords shall be changed before going into production and no production passwords are to be used in test and development environments.
- 6) If an account or password is suspected of being compromised, the incident must be reported in accordance with organization-defined incident response procedures.
- 7) User accounts that have system or administrative privileges granted through group memberships or programs shall have a unique password from other accounts held by that user.
- 8) User accounts that have been granted temporary administrative rights shall be configured to expire within 24 hours of receiving the rights.
- 9) Password history must be enabled and configured to disallow the reuse of the same password for a set length of change cycles greater than four (4) times and with the same password that has been used in the past four (4) changes. Password change frequencies must be configured to limit repeated successive password changes.
- 10) Account lockout, or other rate-limiting mechanisms, must be enabled to lock or disable the account after five unsuccessful or failed login attempts. Temporary lockouts are permitted, provided the lockout period is longer than ten minutes.
- 11) When single-sign-on is implemented, MFA must also be implemented.
- 12) If MFA is enabled, passwords must be changed every 365 days or at any time evidence suggests the current credentials are or were potentially compromised.
- 13) If MFA is **not** enabled (e.g., legacy systems), passwords must be changed according to the following schedule.
  - a. Administrator-level passwords shall be changed every ninety (90) days.
  - b. User-level passwords shall be changed every one-hundred-eighty (180) days.
- 14) Passwords used to safeguard regulated information must be changed in alignment with regulatory requirements (e.g., card holder data, research data, medical data, etc.).
- 15) System-level (system-to-system or non-interactive services account) passwords shall be changed after a significant event (i.e., administrator departure, suspicion, or actual compromise event).

## Enforcement



USG organizations are responsible for developing internal procedures to facilitate compliance with these USG security policies and standards. Violations of this standard could result in serious cybersecurity incidents involving protected state, federal, or privacy data. Violators may be subject to disciplinary actions including termination and/or criminal prosecution. Reference *Human Resources Administrative Practice Manual* for actions taken when considering disciplinary actions.

## Section 5.13 Domain Name System Management

Guidelines for interpretation and administration of domain name security are provided in Domain Name System (DNS) Management.

### Purpose

The primary security goals for DNS are data integrity and source authentication. Both are needed to ensure the authenticity of domain name information and maintain the integrity of domain name information in transit.

### Background

If DNS data are not effectively managed, attackers can gain information that can be used to compromise other services. For example:

- 1) Foot-printing and unrestricted zone transfers
- 2) Denial-of-service are schemes attackers use to deny availability to services
- 3) Data modification and redirection

### Scope

This standard covers internal and external DNS architecture.

#### 5.13.1 DNS Security

Roles and responsibilities of staff managing and securing the DNS architecture must be documented. USG organizations shall determine system categorization in accordance with *USG IT Handbook*, Section 5.6 and apply appropriate administrative and technical controls as defined by risk assessment outcomes. USG organizations shall create and maintain documented operational processes managing the DNS infrastructure.

#### DNS Internal Security Requirements

- 1) USG organizations must have at a minimum one internal DNS system.
- 2) DNS systems must be physically and logically secured.
- 3) Internal hosts must resolve to an internal DNS server.
- 4) All servers and network equipment should have a static IP address that is assigned in DNS.
- 5) All internal applications should resolve to the internal DNS server.

#### DNS External Security Requirements

- 1) External DNS must be in a demilitarized zone (DMZ) or similar architecture.
- 2) External DNS must be protected with firewall equipment or intrusion prevention system (IPS).
- 3) Internet or external queries on the domain must be forwarded to an external DNS.
- 4) DNS systems must be physically and logically secured.

## Section 5.14 Information Protection Management

Data are managed consistent with the organization's risk strategy to reduce cybersecurity risks, protect individuals' privacy, increase manageability and enable the implementation of privacy principles (e.g., individual participation, data quality, data minimization). The loss of data privacy can, for example, result in identity theft. Identity theft is defined as a fraud committed or attempted using the identifying information of another person without authority. The risk to USG organizations and their faculty, staff, students and other applicable constituents from identity theft and accompanying data loss is of significant concern to the USG. USG organizations should make reasonable efforts to detect, prevent and mitigate identity theft.

### 5.14.1 Purpose

The USG adopts and implements this standard to detect, prevent and mitigate identity theft and to help protect USG organizations and their faculty, staff, students and other applicable constituents from damages related to the loss or misuse of identifying information due to identity theft. Personal identifying information is defined in Section 5.7.<sup>21</sup>

Under this standard, USG organizations shall:

- 1) Identify patterns, practices, or specific activities (red flags) that could indicate the existence of identity theft regarding new or existing covered accounts. A covered account is defined as:
  - a) Any account maintained by a USG organization for which there is a foreseeable risk of identity theft; or
  - b) Any foreseeable risk to the safety or soundness of the USG organization from identity theft, including financial, operational, compliance, reputation, or litigation risks; or
  - c) Any account that involves or is designated to permit multiple payments or transactions.
- 2) Respond appropriately to any red flags that are detected under this standard to prevent and mitigate identity theft.
- 3) Improve the protection process and ensure periodic updating of the standard, including reviewing the covered accounts and the identified red flags that are part of this standard.
- 4) Promote compliance with state and federal laws and regulations regarding information protection/identity theft protection.<sup>22</sup>

### 5.14.2 Identifying Red Flags

The following examples of red flags are potential indicators of fraud or identity theft. The risk factors for identifying relevant red flags include the types of covered accounts offered or maintained, the methods provided to open, or access covered accounts and previous experience with identity theft. Any time a red flag or a situation closely resembling a red flag is apparent, it should be investigated for verification.

#### **Suspicious Activity Concerning Identify Fraud**

Examples of identity theft alerts, notifications, or warnings may include:

- 1) A report of fraud or active-duty alert in a credit or consumer report.

---

<sup>21</sup> O.C.G.A § 10-1-190 Identity Theft

<sup>22</sup> Ibid.

- 2) A notice of credit freeze from a credit or consumer reporting agency in response to a request for a credit or consumer report.
- 3) A notice of address discrepancy in response to a credit or consumer report request.
- 4) A credit or consumer report having a pattern of activity inconsistent with the history and usual pattern of activity of an applicant, such as:
  - a) A recent and significant increase in the volume of inquiries.
  - b) An unusual number of recently established credit relationships.
  - c) A material-change in the use of credit, especially in recently established credit relationships.
  - d) An account that was closed for cause or identified for abuse of account privileges.

### **Suspicious Documents**

Examples of these red flags include:

- 1) Documents provided for identification appear to have been altered, forged, or are inauthentic.
- 2) The photograph or physical description on the identification document is inconsistent with the appearance of the individual presenting the identification.
- 3) Other information on the identification is inconsistent with information provided by the person opening a new covered account or individual presenting the identification.
- 4) Other information on the identification is inconsistent with readily accessible information that is on file with the USG organization, such as a signature card or a recent check.
- 5) An application appears to have been altered or forged or gives the appearance of having been destroyed and reassembled.

### **Suspicious Personal Identifying Information**

Examples of these red flags include:

- 1) Personal identifying information provided is inconsistent when compared against other sources of information used by the organization, such as:
  - a) The address does not match any address in the consumer report; or
  - b) The SSN has not been issued or is listed as deceased by the Social Security Administration.
- 2) Personal identifying information provided by the individual is not consistent with other personal identifying information provided by that individual, such as a lack of correlation between the SSN range and date of birth.
- 3) Personal identifying information provided is associated with known fraudulent activity, such as the address or telephone number on an application is the same as one provided on a fraudulent application.
- 4) Personal identifying information provided is of a type commonly associated with fraudulent activity, such as:
  - a) The address on an application is fictitious, a mail drop, or a prison; or,
  - b) The phone number is invalid or is associated with a pager or answering service.
- 5) The Social Security number provided is the same as one submitted by another person opening an account.

- 6) The address or telephone number provided is the same as or like the address or telephone number submitted by another person.
- 7) The individual opening the covered account fails to provide all required personal identifying information on an application or in response to notification that the application is incomplete.
- 8) Personal identifying information provided is inconsistent with personal identifying information that is on file with the USG organization.
- 9) When answering security questions (mother's family name, pet's name, etc.), the person opening that covered account cannot provide authenticating information beyond what would be available from a wallet or consumer report.

### **Suspicious Activity Related to a Covered Account with Financial Access**

Examples of these red flags include:

- 1) Shortly following the notice of a change of address for a covered account, a request is received for a new, additional, or replacement card, or for the addition of authorized users on the account.
- 2) A covered account is used in a manner that is inconsistent with established patterns of activity on the account, such as nonpayment when there is no history of late or missed payments or a material-change in purchasing or usage patterns.
- 3) A covered account that has been inactive for a lengthy period is used, taking into consideration the type of account, the expected pattern of usage and other relevant factors.
- 4) Mail sent to the individual is returned repeatedly as undeliverable although transactions continue to be conducted in connection with the individual's covered account.
- 5) The USG organization is notified that the individual is not receiving paper account statements.
- 6) The USG organization is notified of unauthorized charges or transactions in connection with an individual's covered account.
- 7) The USG organization receives notice from customers, victims of identity theft, law enforcement authorities, or other persons regarding identity theft in connection with its covered accounts.
- 8) The USG organization is notified by an employee or student, a victim of identity theft, a law enforcement authority, or any other person that it has opened a fraudulent account for a person engaged in identity theft.
- 9) There is a breach in the USG organization's computer security system.

#### ***5.14.3 Detecting Red Flags***

##### **Student Enrollment**

To detect red flags associated with the enrollment of a student, the USG organization will take the following steps to obtain and verify the identity of the individual opening the account:

- 1) Require certain identifying information such as name, date of birth, academic records, home address, or other identification; and,
- 2) Verify the student's identity at the time of issuance of the student identification card through review of a driver's license or other government-issued photo identification.

## Existing Accounts

To detect red flags associated with an existing account, the USG organization will take the following steps to monitor transactions on an account:

- 1) Verify the identity of students if they request information.
- 2) Verify the validity of requests to change billing addresses by mail or email and provide the student a reasonable means of promptly reporting incorrect billing address changes; and,
- 3) Verify changes in banking information given for billing and payment purposes.

## Background/Credit Report Requests

To detect red flags for an employment or volunteer position for which a credit or background report is sought, the USG organization will take the following steps to assist in identifying address discrepancies:

- 1) Require written verification from any applicant that the address provided by the applicant is accurate at the time the request for the credit report is made to the consumer reporting agency; and,
- 2) If notice of an address discrepancy is received, verify that the credit report pertains to the applicant for whom the requested report was made and report to the consumer reporting agency an address for the applicant that has been confirmed is accurate.

### *5.14.4 Responding to Red Flags*

Once detected, the USG organization must act quickly with consideration of the risk posed by the red flag. The USG organization should gather all related documentation quickly, write a description of the situation and present this information to the organizationally defined authority for determination. The organizationally defined authority will complete additional authentication to determine whether the attempted transaction was fraudulent or authentic. The USG organization must activate their cybersecurity incident response plans as defined in Section 5.3.

### *5.14.5 Protecting Personal Information*

To mitigate theft of personal information, USG organizations should take the following steps with respect to its internal operating procedures:

1. Lock file cabinets, desk drawers, overhead cabinets and any other storage space containing documents with covered account information when not in use.
2. Lock storage rooms containing documents with covered account information and record retention areas at the end of each workday or when unsupervised.
3. Clear desks, workstations, work areas, printers, fax machines and common shared work areas of all documents containing covered account information when not in use.
4. Destroy documents or computer files containing covered account or protected information in a secure manner. Note: Records may only be destroyed following the state's records retention guideline. Drawing on NIST 800-53 Media Sanitation controls:
  - a. Media must be sanitized prior to disposal, released from organizational control, or released for reuse using organizationally defined sanitation techniques and procedures; and

- b. Employ sanitation techniques and procedures with the strength and integrity equal with the security category or classification of the information stored.
5. Ensure that office computers with access to covered account information are password protected and multifactor authentication is implemented following organizationally assessed risks.
6. Ensure that the endpoints are managed and secured (i.e., inventoried, scanned, patched and firewalled).
7. Avoid the use of social security numbers (SSN) except when considered essential for business functions.
8. Use encryption devices or protocols when transmitting or storing covered account or protected information.
9. Apply the standards of care as described in the Appropriate Usage Standard<sup>23</sup>.
10. Evaluate the effectiveness of the steps above and implement the principle of continuous improvement.

This section should be read in conjunction with the Family Education Rights and Privacy Act (FERPA), the Georgia Open Records Act and other applicable laws and policies. If an employee is uncertain of the sensitivity of a particular piece of information, he/she should contact his/her supervisor or USG Cybersecurity.

## Section 5.15 Email Use and Protection

### *5.15.1 Purpose*

USG organizations provide email services to USG faculty and staff to assist those employees in facilitating state business and communicating on matters of official business. USG organizations also provide email services to students upon actual or planned enrollment and for a period after the student completes his or her studies. This section establishes a standard for the appropriate use and protection of USG email systems.

### *5.15.2 Requirements*

- 1) USG employee email accounts should be used primarily for organizational business-related purposes; personal communication is permitted on a limited basis for use incidental to the employee's job duties and responsibilities.
- 2) USG employees may not use USG and institution employee email accounts for commercial solicitation or in furtherance of partisan political activity.
- 3) Access to email shall be governed by the USG organization's authorization and access control and password protection policies and standards.
- 4) Email passwords shall be encrypted and not be stored or transmitted in clear text.
- 5) Email systems shall be protected from viruses, interception and other malicious intentions.

---

<sup>23</sup> USG IT Handbook, Section 5.2

- 6) Email forwarding must be verified by the email account user or the USG organization's executive management.
- 7) All USG organizations shall implement email platforms using an approved cloud solutions provider. Exceptions should be documented as stated in the *Introduction, Exceptions* of this document.
- 8) Reference *Human Resources Administrative Practice Manual*<sup>24</sup> for actions taken when employees are terminated or separated. For account management, reference the USG *IT Handbook* Section 3.1.

### 5.15.3 Retiree Email Account Management

USG organizations may have chosen to permit users to retain their email addresses upon departure or retirement. As threat landscapes change, USG organizations shall review these practices as concerns emerge pertaining to organization reputation and representation – as defined in *BOR Policy 8.2.8.3*.<sup>25</sup> Examples are:

#### **Business Impact:**

- Loss of potentially important if not protected business information when an employee (associated with the role) departs or retires.
- Potential organizational liability associated with these accounts when misused. The user may no longer be subject to following USG policy.

#### **Cyber Threat:**

- Spoof/masquerade attacks pretended to be the owner of the account to defraud or mislead. This is the basis for business email compromise (BEC) attacks.
- Phishing is the number one way an attacker steals credentials.

If retirees are permitted to access USG email resources, USG organizations must create and publicize appropriate policies and guidelines delineating responsibilities to ensure appropriate security.

Responsibilities for any USG organization permitting retiree email should include, at a minimum:

- 1) Determining the business need where email is permitted.
- 2) Conducting a risk assessment concerning the permitted email.
- 3) Detailing the types of data protection and security required.
- 4) Defining the minimum level of access controls (least privilege).
- 5) Communicating a clear distinction to the public regarding the role of the individual. Examples include:
  - a. Retirees may be identified in their email signature, e.g., Dr. Sally Smith, Professor Emeritus or Dr. James Jay, retired; or
  - b. USG organizations may consider unique email domains (e.g., username@retired.usg.edu).

---

<sup>24</sup> <https://www.usg.edu/hr/manual/>

<sup>25</sup> <https://www.usg.edu/policymanual/>

- 6) Providing a disclaimer of liability for personal data loss.
- 7) Notifying users of disclosure requirements under the Georgia Open Records Act.
- 8) Disabling and deleting retiree email accounts after a specified period of inactivity and other organizationally defined triggers.

Retiree email accounts should be used primarily for organizational business-related purposes; personal communication is permitted on a limited basis for use incidental to the employee’s job duties and responsibilities. Retirees must agree not to use this resource for any criminal purposes, partisan political activity, or other use inconsistent with federal and state law, etc.

USG organizations reserve the right to terminate access to email service if the user violates BOR Policy.

## Section 6 Data Privacy

### Section Control

Table 6.1: Revision History

Date	Description of Change
05/02/2016	Initial redesign referenced in a new structure and format. PDF, structure and format.
07/09/2020	Align with NIST Privacy Framework and NIST CSF Framework. Rename Section 6 to “Data Privacy”.
07/09/2020	Provide IT Handbook portion of USG data privacy program. Add Section 6.3 Data Privacy Risks.

Table 6.2: Compliance

Section Number	Section Name	Compilation Date	Published Date	Compliance Date	Revision Date(s)
6.1	USG Data Privacy Standard	June 2013	May 2014	May 2014	July 2020
6.2	USG Web Privacy Standard	June 2013	May 2014	May 2014	July 2020
6.3	Data Privacy Risks	July 2020	August 2020	TBD	N/A

### Section 6.0 Introduction

This section outlines data privacy requirements for USG organizations. The USG is committed to protecting privacy. Personal information will only be disclosed to third parties when allowed by law or with the consent of the data subject.

Since its adoption, the National Institute of Standards and Technology (NIST) Cybersecurity Framework (CSF) has helped USG organizations to communicate and manage cybersecurity risk. While managing cybersecurity risk contributes to managing privacy risk, it is not enough, as privacy risks can also arise by means unrelated to cybersecurity incidents, as illustrated by **Figure 5**. Having a general understanding of the different origins of cybersecurity and privacy risks is important for determining the most effective solutions to address the risks. The scope of this section concerns “Privacy Risks” functions that are technology-related systems, products, or services.



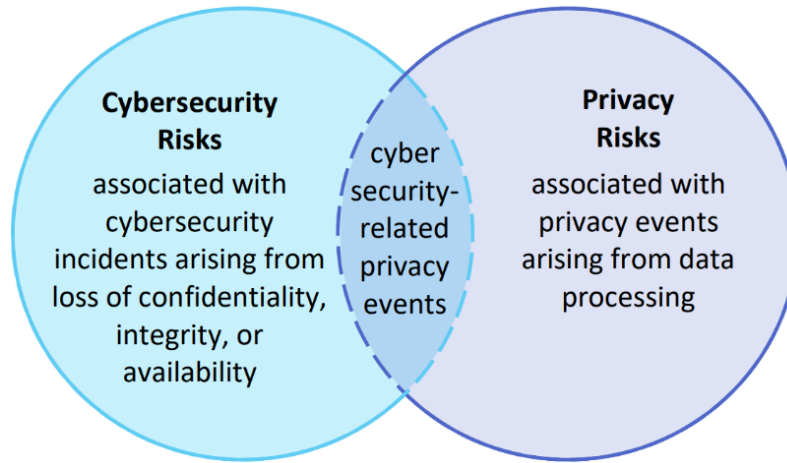


Figure 5: Risk Relationship Diagram – Cybersecurity and Privacy <sup>26</sup>

## Section 6.1 Data Privacy Standard

### 6.1.1 Purpose

This section defines general data privacy requirements for all USG organizations.

### 6.1.2 Standard

All USG organizations shall enact and maintain permanent data privacy processes and procedures in adherence with this standard, which includes, but is not limited to, the following principles:

- 1) Personally identifiable information (PII) may only be obtained through lawful means or with the consent of the data subject.
- 2) The purposes for which personally identifiable data are collected must be specified at or prior to the time of collection and any subsequent use of the data shall be limited to and consistent with the fulfillment of those purposes previously specified.
- 3) Personal data may not be disclosed, made available, or otherwise used for a purpose other than those specified, except with the consent of the subject of the data, or as allowed by statute or regulation.
- 4) Personal data collected must be relevant to the purpose for which it is needed.
- 5) The general means by which personal data is protected against loss, unauthorized access, use, modification, or disclosure must be posted, unless the disclosure of those general means would compromise legitimate USG entity objectives or law enforcement purposes.

### 6.1.3 Applicability and Compliance

Each USG organization must implement the data privacy standard by:

- 1) Designating a position responsible for the implementation of and adherence to the standard.
- 2) Posting the standard prominently in offices and on the intranet website if site exists.

<sup>26</sup> NIST Privacy Framework: A Tool for Improving Privacy through Enterprise Risk Management, Version 1.0, January 116, 2020

- 3) Distributing the standard to each employee and contractor who has access to personal data.
- 4) Complying with the USG Data Privacy Standard and all other State and Federal laws pertaining to data privacy.
- 5) Using appropriate means to successfully implement and adhere to the standard.

## Section 6.2 Web Privacy Standard

By accessing any website of any USG organization, users agree to abide by this web privacy standard, as well as the *USG IT Handbook*.

### *6.2.1 Information Collection and Use*

The USG may collect information (analytic data) about how visitors' access and use a website affiliated with the USG.EDU domain and its contents. The information collected on any such website is limited to non-personally identifiable information and may include information such as the computer IP/MAC addresses and browser information used to access the website. These data are used to improve website content and website management for users. Cookies may be used to facilitate the navigation of this site, but these cookies will not contain any personally identifiable information. Other USG websites may have different privacy practices. If applicable, consult the privacy statement on each website.

## Section 6.3 Data Privacy Risks

The Privacy Framework approach to privacy risk is to consider privacy events as potential problems USG organizations could experience arising from system, product, or service operations with data, whether in digital or non-digital form, through a complete life cycle from data collection through disposal. The *USG IT Handbook* was adapted to align with the CSF. The CSF, although intended to cover all types of cybersecurity incidents, can be leveraged to further support the management of risks associated with cybersecurity-related privacy events. The Protect-P function, circled in red (**Figure 6**), is specifically focused on managing risks associated with cybersecurity-related privacy events (e.g., *privacy breaches*) and is integrated into the *USG IT Handbook*. USG organizations shall use all five of the CSF functions in conjunction with Identify-P, Govern-P and Control-P, to collectively address technical data privacy and cybersecurity risks. The "Privacy Risk" functions that are business-related are referenced in the *USG Business Procedures Manual (BPM), Sec 12: Data Privacy*. The Communicate-P function is entirely located within the BPM. For additional guidance, reference the *USG IT Handbook Crosswalk* and the *NIST Privacy Framework: A Tool for Improving Privacy Through Enterprise Risk Management*.

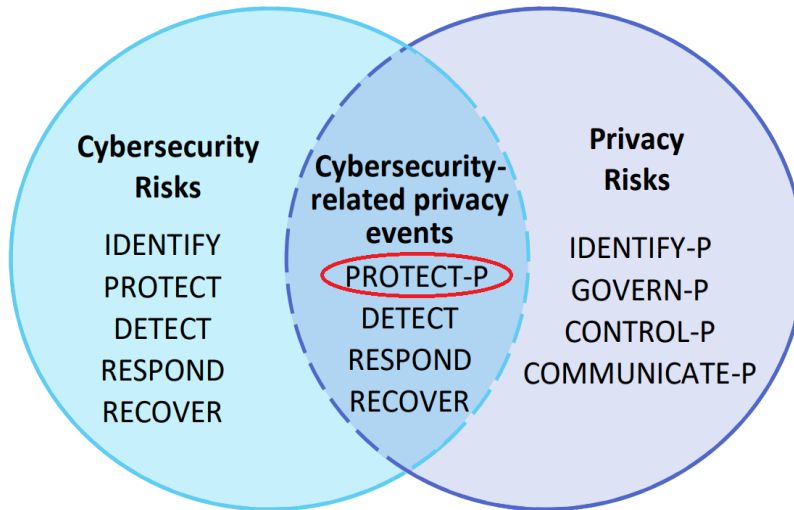


Figure 6: Using NIST Frameworks to Manage Cybersecurity and Privacy Risks <sup>27</sup>

### 6.3.1 IDENTIFY

To address “Inventory and Mapping” requirements, USG organizations shall develop the organizational understanding to manage privacy risk for individuals arising from data processing by ensuring data processing by systems, products or services is understood and informs the leadership of privacy risk. To demonstrate this understanding, USG organizations shall ensure:

1. Owners or operators (e.g., the organization and/or third parties such as service providers, partners, customers and developers) and their roles with respect to the systems, products, services and components (e.g., internal, or external) that process data are inventoried.
2. The data processing environment is identified (e.g., geographic location, internal, cloud or third parties); and,
3. Data processing is mapped, illustrating the data actions and associated data elements for systems, products and services, including components; roles of the component owners/operators; and interactions of individuals or third parties with the systems, products and services.

To address the “Business Environment” requirements, USG organizations must ensure mission, objectives, stakeholders and activities are understood and prioritized; this information is used to inform privacy roles, responsibilities and risk management decisions, which includes verifying systems, products and services that support organizational priorities are identified and key requirements communicated.

### 6.3.2 GOVERN

USG organizations shall develop and implement the organizational governance structure to enable an ongoing understanding of the organization’s risk management priorities that are informed by privacy risk. To address the “Governance Policies, Processes and Procedures” requirements, the documentation to manage and monitor the organization’s regulatory, legal, risk, environmental and operational requirements are understood and inform the management of privacy risk. USG organizations can

<sup>27</sup> NIST Privacy Framework: A Tool for Improving Privacy through Enterprise Risk Management, Version 1.0, January 116, 2020

accomplish this by ensuring the roles and responsibilities for the workforce are established with respect to data privacy.

### 6.3.3 CONTROL

USG Organizations shall develop and implement appropriate activities to enable organizations or individuals to manage data with enough granularity to manage privacy risks. To address the “Data Processing Management” requirements, data are managed consistent with the organization’s risk strategy to protect individuals’ privacy, increase manageability and enable the implementation of privacy principles (e.g., individual participation, data quality, data minimization). This is accomplished by ensuring the technical measures implemented to manage data processing are tested and assessed.

## Section 7 Facilities

### Section Control

Table 7.1: Revision History

Date	Name	Description of Change
05/02/2016	PDF, structure and format	Initial redesign referenced in a new structure and format.
05/11/2021	Physical and Environmental Security	Added subsection to cover physical security in advance of contingency planning.

Table 7.2: Compliance

Section Number	Section Name	Compilation Date	Published Date	Compliance Date
7.1	Physical and Environmental Security	05/11/2021	TBD	TBD

## Section 7.0 Introduction

Protection for on-premises information systems and personnel requires appropriately designed and managed facilities where information systems reside. Information systems include resources organized for the collection, processing, maintenance, use, sharing, dissemination and disposition of information, which also includes telephony and environmental control systems. Managing a physical environment includes defining the site requirements, selecting the appropriate facilities and designing effective processes for monitoring environmental factors and managing physical access. Effective management of the physical environment reduces injury to personnel and business interruptions from damage to information systems.

### Section 7.1 Physical and Environmental Security Requirements

The following has been modeled on *NIST SP800-53 (Rev4) Physical and Environmental Protection (PE) Family*. USG organizations must perform a risk assessment to determine the applicability of the following safeguards. If applicable, USG organizations shall implement physical and environmental protection procedures that include the following safeguards:

- 1) Develop documentation that addresses purpose, scope, roles, responsibilities, management commitment, coordination among organizational entities and compliance, then:
  - a) Disseminate to organization-defined personnel or roles; and,

- b) Review and update according to an organization-defined frequency.
- 2) Review, approve and maintain an inventory of individuals with authorized access to the facilities where the information systems reside by:
  - a) Issuing authorization credentials for facilities access.
  - b) Reviewing the access list detailing authorized facilities access by individuals on an organization-defined frequency; and,
  - c) Removing individuals from the facilities access list when access is no longer required.
- 3) Enforce physical access authorizations at organization-defined entry/exit points to the facilities where information systems reside by:
  - a) Verifying individual access authorizations before granting access to the facilities.
  - b) Controlling ingress/egress to the facilities.
  - c) Maintaining physical access audit logs following an organization-defined period.
  - d) Escorting visitors and monitoring visitors' activity.
  - e) Securing keys, combinations and other physical access devices.
  - f) Inventorying physical access devices on an organization-defined frequency.
  - g) Changing combinations and keys following an organization-defined frequency and/or when keys are lost, combinations are compromised, or individuals are transferred or terminated.
- 4) Monitor physical access to the facilities where information systems reside to detect and respond to physical security incidents by reviewing physical access logs upon frequency or occurrence of an organization-defined event.
- 5) Ensure an emergency power off (EPO) control is available to protect the facilities' personnel and system components; and ensure the EPO is protected from unauthorized activation and test following an organization-defined frequency.
- 6) Ensure a short-term or long-term uninterruptible power source is available to either facilitate an orderly shutdown or transition to an alternate power source and test following an organization-defined frequency.
- 7) Ensure an automatic emergency lighting solution has been implemented that activates in the event of a power outage or disruption that covers emergency exits and evacuation routes and test following an organization-defined frequency.
- 8) Implement fire suppression and detection solutions for information systems that are activated by an independent energy source and inspected by a licensed and approved party.
- 9) Ensure environmental temperature and humidity controls are monitored and maintained in accordance with equipment specifications.
- 10) Ensure information systems are protected from water damage by installing shutoff and/or bypass valves and drainage systems that are accessible to authorized personnel, clearly labeled and test following an organization-defined frequency.
- 11) Authorize, inventory, monitor and control organization-defined types of information system components entering and exiting the facilities and maintain records of those items.

- 12) Plan, implement, manage and monitor the above applicable safeguards at the organization-defined alternate work sites; and assess as feasible, the effectiveness of the safeguards at alternate work sites.

## Section 8 Mobile Device Management

### Section Control

Table 8.1: Revision History

Date	Description of Change
05/02/2016	Initial redesign referenced in a new structure and format. PDF, structure and format.
05/25/2022	Major revision, complete reorganization; section name changes from BYOD to MDM

Table 8.2: Compliance

Section Number	Section Name	Compilation Date	Published Date	Compliance Date	Revision Date(s)
8.1 – 8.5 (BYOD)	Purpose, Applicability, Standards, Standard Non-Compliance and Appendix A	October 2013	October 2013	October 2014	Deprecated 2022
8.1	General Requirements	May 2022	June 2022	June 2023	
8.2	Organization Owned Devices	May 2022	June 2022	June 2023	
8.3	Personally Owned Devices	May 2022	June 2022	June 2023	
4.3	Travel	May 2022	June 2022	June 2022	

### Section 8.0 Introduction

Mobile devices<sup>28</sup> empower innovation and permit employees to perform USG business more effectively wherever they are located. External research<sup>29</sup> suggests greater productivity gains and employee satisfaction results when employees are given latitude to use either organization-provided or personally owned mobile devices. Because mobile devices connect and transmit information wirelessly over the air using radio frequencies and technologies that are widely available to anyone, this standard addresses the responsibilities to safeguard mobile devices over inherently insecure networks where USG information may be exposed to unauthorized parties. All employees that use a mobile device connected to a USG network having the capacity to backup, store, process, or use USG data of any type must adhere to USG mobile device and data management standards.

Modern mobile devices have evolved from basic voice- and text-capable devices into general-purpose computing platforms. Although not yet achieving widespread performance parity with traditional desktop devices, the utility provided by mobile computing is important to the fabric of higher education. Using mobile devices in the enterprise creates complex operational challenges because their designs are

<sup>28</sup> The precise definition of mobile devices here is taken from NIST SP 800-124 Rev. 2 (2.1).

<sup>29</sup> Findings from Beyond Identity research reported on 28 May 2021 (<https://www.beyondidentity.com/blog/byod-exploring-evolution-work-device-practices-survey>) is consistent with similar investigations.

primarily focused on the consumer sector and are not typically configured by default with safeguards for business use or for shared personal and business use.

This section establishes standards for safeguarding both organization- and personally owned mobile devices that connect to USG information resources for business purposes.

## Section 8.1 General Requirements to Manage Mobile Devices

All organizations must create a mobile device management program that:

- 1) Identifies the services that are supported for mobility.
- 2) Performs a risk assessment of mobile devices and systems accessible from mobile devices.
- 3) Develops and utilizes a mobile device management lifecycle that includes selecting a deployment model; defining permitted and prohibited devices, including personal devices; inventorying and securing configurations of organization-owned devices; performs configuration checks when connecting to the organization network; and alerts cybersecurity or responsible administrator of noncompliant circumstances.
- 4) Manages each device category such as organization-owned or personally owned mobile devices.
- 5) Implements documented procedures for granting access of mobile devices to USG networks and information resources. Access to organization nonpublic information resources is contingent upon following an authorization process that includes associating the device with an individual and logging network activities.
- 6) Validates mobile devices are safeguarded according to organization standards.
- 7) Governs and trains through appropriate usage documentation and enterprise training options.

## Section 8.2 Organization-Owned Devices

Organization-owned devices (OODs) can be safeguarded more effectively than personal devices because the organization is required to manage all elements of hardware, software and configurations.

Organizations must adhere to these minimum standards of management for OODs:

- 1) Operate a mobile device management (MDM) platform within which OODs are identified and controlled. The MDM platform must:
  - a. Identify and inventory hardware, software and operating system versions, as well as detect jailbroken devices.
  - b. Maintain software updates of OODs.
  - c. Possess the capability to remotely disable access to information systems and delete USG data from OODs.
  - d. Provide remote disabling and/or shutdown and deletion of data on lost or stolen OODs.
  - e. Produce alerts for cybersecurity incident response.
- 2) Departments are permitted to obtain OODs for loaner or shared use, provided organizations:
  - a. Create and implement a documented procedure to ensure non-repudiation for associating an employee to the shared OOD.

- b. Ensure that device configurations are not altered, and security is not subverted by re-initializing or re-imaging loaner devices after each shared use.
  - c. Carefully consider the implications of shared devices that are used for foreign travel to safeguard against information loss. See the International Travel section below.
- 3) Create procedures to assign devices to individual employees, except as noted in (b).

## Section 8.3 Personally Owned Devices

USG organizations permitting the use of Personally Owned Devices (PODs) should, at a minimum:

- 1) Determine the types of PODs and software versions that are authorized on organization networks.
- 2) Define the minimum level of access controls available to PODs.
- 3) Enroll and unenroll PODs including management of the device partitioned, if needed, for USG business.
- 4) Detail which personally owned applications, if any, that are supported to access nonpublic information resources.
- 5) Specify the types of monitoring, data protection and safeguards for permitted PODs.
- 6) Collaborate with Human Resources to disclose to employees the type of action taken on PODs by the organization when separating from the organization.
- 7) Describe what organizational information, if any, is permitted on personal devices.
- 8) Provide a disclaimer against the liability for personal data loss.
- 9) Notify users of PODs the disclosure requirements under the Georgia Open Records Act.

Users of PODs should, at a minimum:

- 1) Maintain personal device software by installing firmware, operating system and application updates promptly.
- 2) Implement access controls, e.g., fingerprint, facial recognition, or PIN, to unlock and access the device.
- 3) Safeguard USG account credentials and use multi-factor authentication to access enterprise applications from PODs.
- 4) Use an approved password manager to converge passwords between devices.
- 5) Use the organization-approved Virtual Private Network (VPN) service and the organization's supported VPN client software.
- 6) If possible, enable endpoint firewall and antivirus protection.
- 7) Back up any locally stored USG data regularly to USG-approved storage systems.
- 8) Do not use unauthorized third-party software or storage facilities for accessing USG information.
- 9) Install security patches in a timely manner.
- 10) Cooperate with USG cybersecurity and/or technology teams performing relevant investigations.
- 11) Report USG data loss from personal devices, misuse, or violation of this standard promptly.



12) Comply with applicable policies and laws when using personally owned devices.

## Section 8.4 Travel

Traveling is often part of the job for faculty and staff. Traveling with mobile devices enables employees to remain connected to the organization and continue to conduct business. Nevertheless, traveling with a mobile device significantly increases the risks for data and identity theft. Although most travel is routine, employees must implement appropriate safeguards before, during and after their trip. Travelers should exercise additional vigilance, especially when abroad. Organizations shall provide employees guidelines for traveling domestically and working remotely, with more stringent requirements when traveling abroad and enhanced protections when traveling to high-risk countries. USG Cybersecurity maintains a list of countries that are high-risk destinations. Employees should contact their organization Cybersecurity or appropriate department to review the list of high-risk countries and other travel resources and safeguard appropriately, such as the *Traveling with Mobile Devices: A USG IT Handbook Companion Guide*.<sup>30</sup>

### 8.4.1 Domestic Travel

To protect mobile devices and USG data consistently, organizations shall create procedures to accommodate employee travel. These procedures should consider safeguards before, during and after travel. For example, if an organization enables geographic-based protections, IT or cybersecurity should account for the traveler's plans and enable appropriate access to resources.

### 8.4.2 International Travel

Organization IT and cybersecurity departments should collaborate to create consistent procedures, tools and technologies for travelers, including requirements before, during and after travel. USG Cybersecurity provides a sample loaner travel kit configuration and recommendations for travelers available to organization information security officers.

### 8.4.3 Export Controls

As a normal part of travel, organizations will occasionally encounter U.S. export control regulations. Export controls are complex federal regulations imposing access, dissemination, or participation restrictions on transferring of items and information regulated for reasons of national security, trade sanctions policy, anti-terrorism, or non-proliferation. The USG is fully committed to complying with all laws and regulations pertaining to the conduct and dissemination of research including export control regulations.

When export controls apply, such as when employees use disclosure-restricted technical information to produce fundamental research or hand carry technology-related mobile devices outside the U.S. in baggage, exporting regulated items, information, or software may require approval from the U.S. Government in the form of an export license. An export license permits tangible items or software defined as "controlled" to be sent outside of the U.S., or controlled information or software code to be shared with foreign persons, either in the U.S. or abroad. USG organizations must ensure appropriate export licenses are obtained for mobile equipment or software prior to travel abroad to countries

---

<sup>30</sup> <https://www.usg.edu/information-technology-services/it-handbook/>

detailed by the International Traffic in Arms Regulations (ITAR) and the Export Administration Regulations (EAR)<sup>31</sup>.

Most information or software that is shared by USG organizations is not export controlled or subject to trade sanctions. Most tangible items USG organizations export, like materials, prototypes, components, or equipment, do not require export licenses since they are generally not destined to countries of concern or to individuals or organizations subject to U.S. embargoes or sanctions. However, all USG organizations are responsible for developing a program to educate employees and demonstrate their due diligence and documented adherence to U.S. export controls and trade sanctions laws when such laws apply. Organizations shall review with legal counsel to ensure its travel program complies with export law.

## Section 9 Open for Future Use

*Data Governance and Management was relocated to Section 12 of the Business Procedures Manual.*

## Section 10 Learning Management System (LMS)

### Section Control

*Table 10.1: Revision History*

Date	Name	Description of Change
05/02/2016	PDF, structure and format	Initial redesign referenced in a new structure and format.
03/15/2021	Content revisions	Revised Service Description, Participation Model, Business Owner, General Description, Annual Escalator and Change Management sections. Removed LMS Executive Committee and added Institutional Oversight. Removed Equipment Refresh due to LMS cloud hosting.

*Table 10.2: Compliance*

Section Number	Section Name	Compilation Date	Published Date	Compliance Date
10.1	Service Description	March 2021	September 2021	September 2021
10.2	Governance and Institutional Oversight	March 2021	September 2021	September 2021
10.3	Resources Model	March 2021	September 2021	September 2021
10.4	Change Management	March 2021	September 2021	September 2021
10.5	Third Party Integration	March 2021	September 2021	September 2021

<sup>31</sup> Refer to ITAR 22 CFR 126.1 and the EAR Supplement No. 1 to Part 738.

## Section 10.0 Introduction

This section introduces the USG Learning Management System (LMS), a managed service being provided by USG Information Technology Services on behalf of the USG. The LMS service leverages economies of scale and enhances operational efficiencies considerably while increasing access and stability of LMS applications across all institutions. This standard applies to USG organizations.

## Section 10.1 Service Description

Services provided and managed as part of the GeorgiaVIEW LMS align with the USG *Service Level Guidelines*. The system standard for the LMS is D2L Brightspace. USG institutions or units desiring to use state resources to support a different system require the written approval of the Chancellor. Such requests will be routed through the USG CIO, vice chancellor for academic affairs and the executive vice chancellor and chief academic officer to the chancellor. All institutions should have one LMS for all their faculty and students, regardless of academic discipline. The students of the USG were clear that they strongly prefer a unified LMS platform on their respective campus.

## Section 10.2 Governance and Institutional Oversight

USG Academic Affairs is the business owner of the LMS. Additionally, D2L Brightspace utilizes configuration variables for many settings, which allow institutional administrators to adjust LMS functionality for their environment. Additionally, highly impactful changes (as deemed by D2L) come with a default of “off,” so institutions may have time to assess when is most appropriate to activate such features. Through the GeorgiaVIEW Functional Advisory Committee (GFAC), USG institutions can recommend the best timing of highly impactful changes to the LMS.

## Section 10.3 Resource Model

The LMS service leverages economies of scale and enhances operational efficiencies considerably while increasing access and stability of LMS applications across all institutions. The key financial principles of the system wide LMS deployment are: 1) The LMS is funded through revenue chargeback to the institutions and 2) To preserve the economies of scale, all institutions are required to participate in this effort and should use D2L exclusively as their LMS. However, if an institution wishes to offer an independent and local LMS program, they must formally petition the chancellor. If approved, the institution remains responsible for their portion and payment of the USG LMS program costs. Otherwise, other USG institutions would be penalized as institutions entered or departed the program.

### *10.3.1 Licensing and Hosting Costs*

The revenue chargeback is based on the institutional FTE. The base license and hosting costs, for all institutions except the Georgia Institute of Technology, are included in funds allocated to institutions. These funds include resources provided to cover the previous LMS costs and additional funds provided to cover the differential cost of the current system. The total of these two different funding sources covers the LMS licensing and hosting costs. The Georgia Institute of Technology was granted a waiver to continue its current LMS and, thus, is responsible for its own hosting and licensing costs. USG Academic Affairs will periodically review all waivers to consider the utility of continuing the waiver.

## Section 10.4 Change Management

Upgrades to the LMS occur monthly, typically with no downtime, aligning with D2L's continuous delivery model. Continuous delivery is a design practice used in software development to automate and improve the process of software delivery. The continuous delivery model allows D2L to deliver updated technology to clients, enabling rapid, incremental delivery of high quality, valuable new functionality to users. This frictionless model also makes it possible to increase collaboration with clients and to adapt software in line with user feedback and needs, resulting in incremental and easily integrated changes. D2L will be encouraged to work with USG institutions so that highly impactful changes occur in months in which they will have the least disruption to educational operations. These may include, but not be limited to, May, July and December, months of semester transitions. By acting as a consortium, institutions can realize additional savings by purchasing additional functionality in the LMS.

## Section 10.5 Supplier Integration

Supplier or third-party vendor integrations into the LMS will be at the discretion of the institution. However, to further leverage economies of scale and enhance operational efficiencies, USG ITS may enter into service level agreements which may restrict the choice of supplier's institutions have for third party integrations. All integrations into the LMS will require the supplier to complete the latest version of the USG Third Party Vendor Questionnaire. This questionnaire will be reviewed by GeorgiaVIEW and USG Cybersecurity staff who will issue recommendations back to the institution regarding activation of the integration in the LMS production environment.

## Appendix A: References

- Board of Regents, University System of Georgia - Policies <https://www.usg.edu/policies>
  - Policy Manual - Section 10
  - Business Procedures Manual
  - Data Privacy Policy and Legal Notice
  - Ethics & Compliance Program
  - Records Management and Archives - Records Retention Schedule
- Federal Regulation & Legislation <https://www.govinfo.gov/> | <https://www.cnss.gov/> | <https://www.whitehouse.gov/omb/> | <https://www.irs.gov/>
  - Committee on National Security Systems Instruction 1253, *Security Categorization and Control Selection for National Security Systems*, March 2014.
  - Committee on National Security Systems Instruction 4009, *Committee on National Security Systems (CNSS) Glossary*, April 2015.
  - Executive Order 13800, *Strengthening the Cybersecurity of Federal Networks and Critical Infrastructure*, May 2017.
  - Federal Information Policy, 44 U.S.C, Sec 3502 (8)
  - Federal Information Security Modernization Act (P.L. 113-283), December 2014.
  - Freedom of Information Act (FOIA), 5 U.S.C. § 552, As Amended by Public Law No. 104-231, 110 Stat. 3048
  - Electronic Freedom of Information Act Amendments of 1996.
  - Internal Revenue Service, IRS Publication 1075.
  - Office of Management and Budget Circular A-130, *Managing Information as a Strategic Resource*, July 2016.
  - Office of Management and Budget Circular No. A-123, *Management's Responsibility for Enterprise Risk Management and Internal Control*, July 2016.
  - Office of Management and Budget Memorandum M-13-13, *Open Data Policy-Managing Information as an Asset*, May 2013.
  - Office of Management and Budget Memorandum M-17-25, *Reporting Guidance for Executive Order on Strengthening the Cybersecurity of Federal Networks and Critical Infrastructure*, May 2017.
  - Office of Management and Budget Memorandum M-19-03, *Strengthening the Cybersecurity of Federal Agencies by enhancing the High Value Asset Program*, December 2018.
  - Privacy Act (P.L. 93-579), December 1974.
  - Title 21 Code of Federal Regulations, 21.
  - Title 32 Code of Federal Regulations, Sec. 2002.4, Definitions. 2018 Ed.
  - Title 40 U.S. Code, Sec. 11331, *Responsibilities for Federal information systems standards*. 2017 Ed.

- Title 44 U.S. Code, Sec. 3301, Definition of records. 2017 Ed.
- Title 44 U.S. Code, Sec. 3502, Definitions. 2017 Ed.
- Title 44 U.S. Code, Sec. 3552, Definitions. 2017 Ed.
- Title 44 U.S. Code, Sec. 3554, Federal agency responsibilities. 2017 Ed.
- Title 44 U.S. Code, Sec. 3601, Definitions. 2017 Ed.
- Industry Standards and Best Practices <https://iso.org/> | <https://technet.microsoft.com/> | <https://www.archives.gov/cui> | <https://www.aicpa.org/>
  - ISO 27005 Information Security Risk Management (ISRM)
  - Microsoft Securing DNS
  - National Archives and Records Administration, Controlled Unclassified Information (CUI) Registry.
  - Generally Accepted Privacy Principles (GAPP)
- NIST Computer Security Resource Center - FIPS <https://csrc.nist.gov/publications/fips>
  - FIPS Publication 199, *Standards for Security Categorization for Federal Information Systems*, February 2004.
  - FIPS Publication 200, *Minimum Security Requirements for Federal Information Systems*, March 2016.
- NIST Computer Security Resource Center - Glossary <https://csrc.nist.gov/glossary>
- NIST Computer Security Resource Center - SP <https://csrc.nist.gov/publications/sp>
  - SP 800-16 *IT Security Training Requirements*, April 1998.
  - SP 800-18 Rev. 1 *Guide for Developing Security Plans for Federal Information Systems*, February 2006.
  - SP 800-28 Ver. 2 *Guidelines on Active Content and Mobile Code*, March 2008.
  - SP 800-30 Rev. 1 *Guide for Conducting Risk Assessments*, September 2012.
  - SP 800-34 Rev. 1 *Contingency Planning Guide for Federal Information Systems*
  - SP 800-37 Rev. 1 *Guide for Applying the Risk Management Framework...*
  - SP 800-50 *Building an IT Security Awareness and Training Program*, October 2003.
  - SP 800-53 Rev. 4 *Security and Privacy Controls for Federal Information Systems and Organizations*, April 2013.
  - SP 800-53A *Assessing Security and Privacy Controls: Building Effective Security Assessment Plans*, July 2008.
  - SP 800-55 *Performance Measurement Guide for Information Security*, December 2014.
  - SP 800-60 Vol 1&2 Rev. 1 *Guide for Mapping Types of Information and Information Systems to Security Categories*, August 2008.
  - SP 800-61 Rev. 2 *Computer Security Incident Handling Guide*, August 2012.

- SP 800-81-2 *Secure Domain Name System (DNS) Deployment Guide*, September 2013.
- SP 800-83 Rev. 1 *Guide to Malware Incident Prevention and Handling*, July 2013.
- SP 800-92 *Guide to Computer Security Log Management*, September 2006.
- SP 800-122 *Guide to Protecting the Confidentiality of Personally Identifiable Information (PII)*, April 2010.
- SP 800-181 Rev. 1 *National Initiative for Cybersecurity Education (NICE)*.
- NIST Frameworks
  - Cybersecurity Framework <https://www.nist.gov/cyberframework>
  - Privacy Framework <https://www.nist.gov/privacy-framework>
- NIST Interagency/Internal Report - IR <https://csrc.nist.gov/publications/nistir>
  - NISTIR 8259 *Baseline for Securable IoT Devices*, May 2020.
- Official Code of Georgia Annotated - <http://www.lexisnexis.com/hottopics/gacode/default.asp>
  - O.C.G.A. § 10-1-910 – *Identity Theft*
  - O.C.G.A § 16-9-90, et seq. – *Georgia Computer Systems Protection Act*
  - O.C.G.A. § 16-9-150 – *Georgia Computer Security Act of 2005*
  - O.C.G.A § 50-18-72 – *Georgia Open Records Act*
  - O.C.G.A. § 38-3-22 (2021 Cyber incident reporting responsibilities.)

## Appendix B: Glossary

<b>Abuse</b>	Activity that violates an organization's Acceptable Use Policy (AUP).
<b>Access Control</b>	The process of permitting or restricting access to applications at a granular level, such as per-user, per-group and per-resources. (Source: SP 800-113)
<b>Adversarial Threats</b>	Any circumstance or event with the potential to adversely impact organizational operations (including mission, function, image, or reputation), organizational assets, or individuals through an information system via unauthorized access, destruction, disclosure, modification of information, and/or denial of service.
<b>Architecture</b>	A set of related physical and logical representations (i.e., views) of a system or a solution. The architecture conveys information about system/solution elements, interconnections, relationships and behavior at various levels of abstractions and with different scopes. Refer to security architecture. (Source: SP 800-160)
<b>Assurance</b>	Measure of confidence that the security features, practices, procedures and architecture of an information system accurately mediates and enforces the security policy. (Source: SP 800-39)
<b>Attack</b>	An attempt to gain unauthorized access to system services, resources, or information, or an attempt to compromise system integrity, availability, or confidentiality. (Source: SP 800-82 Rev. 2)
<b>Authentication</b>	A process of attempting to verify the digital identity of a system user or processes. (Source: SP 800-47)
<b>Availability</b>	<p>"Ensuring timely and reliable access to and use of information..." [44 U.S.C., SEC. 3542].</p> <p>A loss of availability is the disruption of access to, or use of, information or an information system. (Source: SP 800-137)</p>
<b>Awareness</b>	Awareness is not training. The purpose of awareness presentations is simply to focus attention on security. Awareness presentations are intended to allow individuals to recognize IT security concerns and respond accordingly. In awareness activities, the learner is the recipient of information, whereas the learner in a training environment has a more active role. Awareness relies on reaching broad audiences with attractive packaging techniques. Training is more formal, having a goal of building knowledge and skills to facilitate the job performance. (Source: SP 800-50)



<b>Awareness, Training and Education Controls</b>	Include (1) awareness programs which set the stage for training by changing organizational attitudes to realize the importance of security and the adverse consequences of its failure, (2) training which teaches people the skills that will enable them to perform their jobs more effectively and (3) education which is targeted for IT security professionals and focuses on developing the ability and vision to perform complex, multi-disciplinary activities. (Source: SP 800-16)
<b>Baseline</b>	Formally approved version of a configuration item, regardless of media, formally designated and fixed at a specific time during the configuration item's life cycle. Note: The engineering process generates many artifacts that are maintained as a baseline over the course of the engineering effort and after its completion. The configuration control processes of the engineering effort manage baselined artifacts. Examples include stakeholder requirements baseline, system requirements baseline, architecture/design baseline and configuration baseline. (Source: SP 800-160)
<b>Benign Policy Violation</b>	Activity that violates organizational Acceptable Use Policy (AUP) but is not a threat and requires no action.
<b>Bring Your Own Device (BYOD)</b>	Reference <b>Personally Owned Device (POD)</b> .
<b>Brute Force Attack</b>	In cryptography, an attack that involves trying all combinations to find a match. A method of accessing an obstructed device through attempting multiple combinations of numeric/alphanumeric passwords. (Source: SP 800-72)
<b>Business Case</b>	A description of a requested project or initiative that explains the goals, benefits and cost of the request.
<b>Business Continuity Plan</b>	The documentation of a predetermined set of instructions or procedures that describe how an organization's mission/business processes will be sustained during and after a significant disruption. (Source: SP 800-34 Rev.1)
<b>Business Impact Analysis</b>	An analysis of an information system's requirements, functions and interdependencies used to characterize system contingency requirements and priorities in the event of a significant disruption. (Source: SP 800-34 Rev. 1)
<b>Certificate</b>	A data structure that contains an entity's identifier(s), the entity's public key (including an indication of the associated set of domain parameters) and other information, along with a signature on that data set that is generated by a trusted party, i.e., a certificate

authority, thereby binding the public key to the included identifier(s). (Source: SP 800-56A Rev. 2)

**Certificate Authority**

A trusted entity that issues and revokes public key certificates. (Source: SP 800-63-2)

**Chain of Custody**

A process that tracks the movement of evidence through its collection, safeguarding and analysis lifecycle by documenting each person who handled the evidence, the date/time it was collected or transferred and the purpose for the transfer. (Source: 800-72)

**Chief Information Officer (CIO)**

Organization official responsible for: 1) providing advice and other assistance to organization senior leadership to ensure that information systems are acquired and information resources are managed in a manner that is consistent with laws, executive orders, directives, policies, regulations and priorities established by the organization presidents, chancellor, or the Board of Regents; 2) developing, maintaining and facilitating the implementation of a sound and integrated information system architecture; and 3) promoting the effective and efficient design and operation of all major information resources management processes, including improvements to work processes. (Source: SP 800-53)

**Chief Information Security Officer (CISO)**

Organization official responsible for: 1) developing and maintaining a cybersecurity organization and architecture in support of cybersecurity across the USG and between USG institutions; and 2) maintaining cybersecurity implementation guidelines that the USO, all USG institutions and the GPLS shall follow in the development of their individualized cybersecurity plans. (Source: BOR Policy Manual)

**Classified Information**

Information that has been determined: (i) pursuant to Executive Order 12958 as amended by Executive Order 13526, or any predecessor Order, to be classified national security information; or (ii) pursuant to the Atomic Energy Act of 1954, as amended, to be Restricted Data (RD). (Source: SP 800-53 Rev. 4)

**Common Control**

A security control that is inherited by one or more organizational information systems. See Security Control Inheritance. (Source: SP 800-137)

**Compensating Controls**

The cybersecurity or privacy controls or safeguards implemented in lieu of the baseline controls that provide equivalent or comparable protection for a system or organization.

**Compliance Date**

The date by which the USG organization is expected to comply with the policy or standard.

<b>Compromise</b>	The unauthorized disclosure, modification, or use of sensitive data (e.g., keying material and other security-related information). (Source: SP 800-133)
<b>Confidential Data</b>	Data for which restrictions on the accessibility and dissemination of information are in effect. This includes information whose improper use or disclosure could adversely affect the ability of the institution to accomplish its mission, records about individuals requesting protection under the Family Educational Rights and Privacy Act of 1974 (FERPA), or data not releasable under the Georgia Open Records Act or the Georgia Open Meetings Act.
<b>Confidentiality</b>	<p>“Preserving authorized restrictions on information access and disclosure, including means for protecting personal privacy and proprietary information...” [44 U.S.C., Sec. 3542]</p> <p>A loss of confidentiality is the unauthorized disclosure of information. (Source SP 800-137)</p>
<b>Context of Use</b>	The purpose for which PII is collected, stored, used, processed, described, or disseminated.
<b>Continuity of Operations Plan</b>	A predetermined set of instructions or procedures that describe how an organization’s mission essential functions will be sustained within 12 hours and for up to 30 days because of a disaster event before returning to normal operations. (Source: SP 800-34 Rev. 1)
<b>Controlled Unclassified Information (CUI)</b>	A categorical designation that refers to unclassified information that does not meet the standards for National Security Classification under Executive Order 12958, as amended, but is (i) pertinent to the national interests of the United States or to the important interests of entities outside the federal government and (ii) under law or policy requires protection from unauthorized disclosure, special handling safeguards, or prescribed limits on exchange or dissemination. (Source: SP 800-53 Rev. 4)
<b>Controls</b>	<p>Controls, also known as safeguards, are proactive measures prescribed to meet the security requirements specified for an information system.</p> <ol style="list-style-type: none"> <li>1. Administrative Controls</li> <li>2. Technical Controls</li> <li>3. Physical Controls</li> </ol>
<b>Critical System</b>	Reference “Mission-Critical System.”
<b>Critical System/Infrastructure</b>	System and/or assets, whether physical or virtual, so vital to the United States that the incapacity or destruction of such systems and assets would have a debilitating impact on security, national

economic security, national public health or safety, or any combination of those matters. (Source: SP 800-30 Rev. 1)

**Cybersecurity**

The role of cybersecurity is to understand, implement and manage safeguards that prevent, detect and deter risks to systems, products and services that store, transmit and process data.

**Cybersecurity Incident**

Cybersecurity Incident is a violation (breach) or imminent threat of violation of computer security policies, acceptable use policies, or standard computer security practices.

**Data Actions**

A system/product/service data life cycle operation, including, but not limited to collection, retention, logging, generation, transformation, use, disclosure, sharing, transmission and disposal. (NIST IR 8062)

**Data at Rest**

Computer files that are used as reference, but are not often, if at all, updated. They may reside on servers, in backup storage or on the user's own hard disk.

**Data Element:**

The smallest named item of data that conveys meaningful information. (NIST PF)

**Data in Transit**

Data on the move from origin or source to destination.

**Data Integrity**

A loss of integrity is the unauthorized modification or destruction of information. "Guarding against improper information modification or destruction and includes ensuring information non - repudiation and authenticity..." [44 U.S.C., Sec. 3542]

A property whereby data has not been altered in an unauthorized manner since it was created, transmitted, or stored. In this Recommendation, the statement that a cryptographic algorithm "provides data integrity" means that the algorithm is used to detect unauthorized alterations. (Source: SP 800-56B Rev.1)

**Data Leak/Leakage**

The unauthorized or unintended transmission of data from within an organization to an external destination or recipient.

**Data Loss**

The exposure of proprietary, sensitive, or classified information through either data theft or data leakage. (Source: SP 800-137)

**Data Loss Prevention**

A systems ability to identify, monitor and protect data in use (e.g., endpoint actions), data in motion (e.g., network actions) and data at rest (e.g., data storage) through deep packet content inspection, contextual security analysis of transaction (attributes of originator, data object, medium, timing, recipient/destination, etc.), within a centralized management framework. Data loss prevention

capabilities are designed to detect and prevent the unauthorized use and transmission of protected/classified/CUI information. (Source: CNSSI 4009-2015)

<b>Data Privacy</b>	The practices which ensure that the data shared by customers is only used for its intended purpose.
<b>Data Processing</b>	The collective set of data actions (NIST IR 8062)
<b>Data Processing Ecosystem</b>	The interconnected relationships among entities involved in creating or deploying systems, products or services or any components that process data. (NIST PF)
<b>Data Subject</b>	Any person whose personal data is being collected, held, or processed.
<b>Data Subject Request</b>	A DSR is a petition to an organization by a data subject looking to confirm whether or not the organization is holding personal data about the data subject petitioning and if so, the data subject has the right to access that data, amend that data, or were permitted by law request for that his/her data be erased.
<b>Data Spillage</b>	An accidental or deliberate cybersecurity incident that results in the transfer of classified information onto an information system not authorized to store or process that information. (Source CNSSI 4009-2015)
<b>Data Steward</b>	Data Steward is defined in section 9.2 of the Information Technology Handbook. Examples are the registrar and director of human resources (HR).
<b>De-identified Information</b>	Records that have had enough PII removed or obscured such that the remaining information does not identify an individual and there is no reasonable basis to believe that the information can be used to identify an individual.
<b>Denial of Service</b>	Activity involving an attempt to make a resource unavailable to your network. (Source: SP 800-33)
<b>Disassociated Processing</b>	Or disassociability, enables the processing of data or events without association to individuals or devices beyond the operational requirements of the system (NIST IR 8062)
<b>DNS Spoofing</b>	DNS Spoofing refers to confusing a DNS server into giving out bad information.
<b>Domain</b>	Domain is most often used to refer to a domain zone; it is also used to describe a zone or a domain name.

<b>Domain Name Service (DNS)</b>	DNS refers to the domain name system, which represents a powerful Internet technology for converting domain names to their corresponding IP addresses.
<b>Dwell Time</b>	The time calculated as the number of days an adversary is present on a victim network, from first evidence of compromise to detection.
<b>Endpoint Security</b>	Endpoint Security is an approach to network protection that requires each computing device on a corporate network to comply with certain standards before network access is granted. Simple forms of endpoint security include personal firewalls or anti-virus software that is distributed and then monitored and updated from a server. (Source: SP 800-128)
<b>Endpoint Security Management</b>	Endpoint Security Management is a policy-based approach to network security that requires endpoint devices to comply with specific criteria before they are granted access to network resources.
<b>Endpoint Security Management Systems</b>	Endpoint Security Management Systems, which can be purchased as software or as a dedicated appliance to discover, manage and control computing devices that request access to the corporate network. Endpoints that do not comply with policy can be controlled by the system to varying degrees. For example, the system may remove local administrative rights or restrict Internet browsing capabilities.
<b>Endpoints</b>	Endpoints can include, but are not limited to, PCs, laptops, smart phones, tablets and specialized equipment such as bar code readers or point of sale (POS) terminals.
<b>Enterprise</b>	An organization with a defined mission/goal and a defined boundary, using information systems to execute that mission and with responsibility for managing its own risks and performance. An enterprise may consist of all or some of the following business aspects: acquisition, program management, fiscal management (e.g., budgets), human resources, security and information systems, information and mission management. See Organization. (Source: SP 800-30)
<b>Event</b>	A questionable or suspicious activity that could threaten the security objectives for critical or sensitive data or infrastructure. They may or may not have criminal implications. (Source: SP 800-160)
<b>Exploit Attempt</b>	Activity involving an attempt execute a specific flaw (vulnerability.)

<b>False Positive</b>	Activity that matches the specified criteria but is not an actual threat or vulnerability. (Source: SP 800-115)
<b>General Support System (GSS)</b>	An interconnected set of information resources under the same direct management control that shares common functionality. It normally includes hardware, software, information, data, applications, communications and people. (Source: SP 800-18 Rev. 1)
<b>Guideline</b>	A guideline is a document that suggests a path or guidance on how to achieve or reach compliance with a policy.
<b>Harm</b>	Any adverse effects that would be experienced by an individual or an organization if the confidentiality of PII were breached.
<b>Host infection, Trojan, or Malware</b>	Activity involving a possible host infection, Trojan infection, or malware intrusion.
<b>Health Information</b>	Any information, whether oral or recorded in any form or medium, that: (1) Is created or received by a healthcare provider, health plan, public health authority, employer, life insurer, school or university, or healthcare clearinghouse; and (2) Relates to the past, present, or future physical or mental health or condition of an individual; the provision of healthcare to an individual; or the past, present, or future payment for the provision of healthcare to an individual. (Source: SP 800-66 Rev. 1)
<b>Human Resource Management</b>	Human Resource Management (HRM) is the area of administrative focus pertaining to an organization's employees. HRM is sometimes referred to simply as HR.
<b>Impact</b>	The magnitude of harm that can be expected to result from the consequences of unauthorized disclosure of information, unauthorized modification of information, unauthorized destruction of information, or loss of information or information system availability. (Source: SP 800-34 Rev. 1)
<b>Incident</b>	An occurrence that actually or potentially jeopardizes the confidentiality, integrity, or availability of an information system or the information the system processes, stores, or transmits or that constitutes a violation or imminent threat of violation of security policies, security procedures, or acceptable use policies. (Source: SP 800-53 Rev. 4)
<b>Incident Response Management</b>	Process of detecting, mitigating and analyzing threats or violations of cybersecurity policies and limiting their effect.

<b>Information Leakage</b>	Intentional or unintentional activity that could result in the transmission of data to unauthorized parties. (Source: SP 800-53 Rev. 4)
<b>Information Security Officer (ISO)</b>	Organization official responsible for: 1) maintaining the cybersecurity of different types of information within the organization that typically involves maintaining computer networks to ensure that sensitive financial or private information is kept secure and cannot be accessed by someone not authorized to do so; 2) that usually reports to a chief information security officer or other member of upper management, such as a vice president in charge of information technology (IT) or cybersecurity.
<b>Information System</b>	A discrete set of information resources organized for the collection, processing, maintenance, use, sharing, dissemination, or disposition of information. (Source: SP 800-137)
<b>Institutional Investigation</b>	Activity reported by an institution in accordance with their incident response plans.
<b>Integrity</b>	Reference <b>Data Integrity</b> .
<b>Isolated Event</b>	Activity that is isolated or the context is undetermined.
<b>Issues</b>	A problem impacting the successful outcome of a project. Project issues should be tracked through resolution.
<b>Linkable Information</b>	Information about or related to an individual for which there is a possibility of logical association (linkability) with other information about the individual.
<b>Metric</b>	Metric is a numeric indicator(s) used to monitor and measure accomplishment of goals by quantifying the level of implementation and effectiveness. (Source: SP 800-137)
<b>Misconfiguration</b>	An incorrect or suboptimal configuration of an information system or system component that may lead to vulnerabilities. (Source: SP 800-128)
<b>Mission-Critical System</b>	A Mission-Critical System is a system, product, or service whose failure or malfunction will result in not achieving organizational goals and objectives. Criteria are a) contains confidential or sensitive data (i.e., personally identifiable information (PII) and other regulated information), or b) serves a critical and necessary function for daily operations, or c) a combination of both protected data and critical function.



<b>Mobile Device</b>	<p>Portable computing and communications devices with information storage capability (e.g., notebook/laptop computers, cellular telephones, digital cameras and audio recording devices).”</p> <p>Additionally, all the device form-factors listed above can create data (written, photographed and audio) that are governed by USG Data Retention Standards and may be open records accessible. (NIST SP 800-53)</p>
<b>Monitoring</b>	<p>Monitoring is observing and checking for a set standard or configuration.</p> <p>Continual checking, supervising, critically observing or determining the status to identify change from the performance level required or expected. (Source: SP 800-160)</p>
<b>Obscured Data/Information</b>	Data/information that has been distorted by cryptographic or other means to hide information (aka masked, obfuscated).
<b>Operations Security</b>	Systematic and proven process by which potential adversaries can be denied information about capabilities and intentions by identifying, controlling and protecting unclassified evidence of planning and execution of sensitive activities.
<b>Performance Goals</b>	Performance Goal is the desired result(s) of implementing the security objective or technique that are measured by the metric.
<b>Performance Measures</b>	Performance Measures are the actions required to accomplish the performance goal validated through the completion and analysis of the institution report.
<b>Personal Health Information (PHI)</b>	Under the US law is any information about health status, provision of health care, or payment for health care that is created or collected by a Covered Entity (or a Business Associate of a Covered Entity) and can be linked to a specific individual.
<b>Personally Identifiable Information</b>	<p>Information that can be used to distinguish or trace an individual’s identity, either alone or when combined with other personal or identifying information that is linked or linkable to a specific individual. (Source: OMB Memorandum M-07-1616)</p> <p>Information which can be used to distinguish or trace the identity of an individual (e.g., name, social security number, biometric records, etc.) alone, or when combined with other personal or identifying information which is linked or linkable to a specific individual (e.g., date and place of birth, mother’s family name, etc.). (Source: SP 800-53 Rev. 4)</p> <p>Information that can be used to distinguish or trace an individual’s identity, either alone or when combined with other information</p>

that is linked or linkable to a specific individual. (Source: OMB Circular A-130)

**Personally Owned Device (POD)**

Refers to employees taking their own personal device to work to interface to the USG organization's network resources.

**Policy**

Statements, rules, or assertions that specify the correct or expected behavior of an entity. For example, an authorization policy might specify the correct access control rules for a software component. (Source: SP 800-95)

**Principle of Least Function**

The principle of least function or functionality provides that information systems are configured to provide only essential capabilities and to prohibit or restrict the use of non-essential functions, such as ports, protocols, and/or services that are not integral to the operation of that information system.

**Principle of Least Privilege**

The Principle of Least Privilege (PoLP) describes minimal user profile or access privileges to information resources based on allowing access to only what is necessary for the users to successfully perform their job requirements. (Source: SP 800-179)

**Privacy Breach**

The loss of control, compromise, unauthorized disclosure, unauthorized acquisition, or any similar occurrence where (1) a person other than an authorized user accesses or potentially accesses data or (2) an authorized user accesses data for an other-than authorized purpose. (OMB M-17-12)

**Privacy Risk**

The likelihood that individuals will experience problems resulting from data processing and the impact should they occur. (NIST PF)

**Privacy Risk Assessment**

A risk management sub-process specifically for identifying and evaluating privacy risk concerns.

**Prior Approval**

A process by which all users must gain approval prior to working with, utilizing, or implementing a process or procedure.

**Problematic Data Actions**

A data action that could cause an adverse effect for individuals.

**Program**

A group of related projects (and services) managed in a coordinated way to obtain benefits and control not available from managing them individually.

**Project**

A temporary endeavor undertaken to create a unique product, service, or result.

**Project Risk**

An uncertain event or condition that, if it occurs, has a positive or negative effect on a project's objectives.

<b>Provisioning</b>	The process of preparing systems/products/services to permit and provide for new services to its end-users.
<b>Public Data/Information</b>	Data elements that have no access restrictions and are available to the public. Also, can be designated as unrestricted data.
<b>Reconnaissance</b>	Activity that attempts to gather information about information systems and network architecture and activity.
<b>Risk Management</b>	The process of managing risks to organizational operations (including mission, functions, image, or reputation), organizational assets, or individuals resulting from the operation of an information system and includes: (i) the conduct of a risk assessment; (ii) the implementation of a risk mitigation strategy; and (iii) employment of techniques and procedures for the continuous monitoring of the security state of the information system. (FIPS 200)
<b>Risk Tolerance</b>	The level of risk or degree of uncertainty that is acceptable to organizations. (NIST SP 800-39)
<b>Safeguards</b>	The protective measures prescribed to meet the security requirements (i.e., confidentiality, integrity and availability) specified for an information system. Safeguards may include security features, management constraints, personnel security and security of physical structures, areas and devices. Synonymous with security controls and countermeasures. (Source: FIPS 200)
<b>Schedule</b>	The planned dates for performing schedule activities and the planned dates for meeting the schedule milestones.
<b>Scope</b>	The work that needs to be accomplished to deliver a product, service, or result with the specified features and functions.
<b>Sensitive Data/Information</b>	Data for which users must obtain specific authorization to access, since the data's unauthorized disclosure, alteration or destruction will cause perceivable damage to the USG organization. Example: personally, identifiable information, Family Educational Rights and Privacy Act (FERPA), Health Insurance Portability and Accountability Act (HIPPA) data, or data exempt from the Georgia Open Records Act. (Source: SP 800-53 Rev. 4)
<b>Spam</b>	Irrelevant or inappropriate messages sent on the Internet to many recipients.  The abuse of electronic messaging systems to indiscriminately send unsolicited bulk messages. (Source: SP 800-53 Rev. 4)
<b>Spillage</b>	Cybersecurity incident that resulted in the transfer of protected information (classified or CUI) onto an information system or

directly to a person not authorized as the recipient. (Source: CNSSI-4009)

<b>Split DNS</b>	<p>An architectural design which provides selective answers based upon a predefined condition. For example, a split DNS arrangement might supply private network answers to private users while providing different answers to public users.</p> <p>Internal hosts are directed to an internal domain name server for name resolution, while external hosts are directed to an external domain name server for name resolution</p>
<b>Standard</b>	<p>A standard is a requirement that: 1) supports a policy; and 2) provides for common and repeatable use, rules, guidelines or characteristics for activities or their results, aimed at the achievement of the optimum degree of order in each context. (Source: NISTIR 8074 Vol. 2)</p>
<b>Suspicious Activity</b>	<p>Anomalous activity that requires further investigation.</p>
<b>System or Application Event</b>	<p>Activity that occurs in the operation system or in a software application, which may or may not require action.</p>
<b>System Owner</b>	<p>Person or organization having responsibility for the development, procurement, integration, modification, operation and maintenance, and/or final disposition of an information system. (Source: SP 800-161)</p>
<b>Threat</b>	<p>Reference <b>Adversarial Threat</b>.</p>
<b>Threat Agents</b>	<p>Persons, methods, operations, techniques, systems, or entities that act – or may have the potential to act – to initiate, transport, carry-out, or in any way support a particular threat exploit.</p>
<b>Traceable</b>	<p>Information that is sufficient to decide about a specific aspect of an individual’s activities or status.</p>
<b>Training</b>	<p>Activity involving learning or accessing knowledgebases or resources to improve a skill or behavior.</p>
<b>Transition Period</b>	<p>A period whereby an object moves from one state or level to another.</p>
<b>Truncated Alert</b>	<p>An event that was shortened.</p>
<b>Users or End Users</b>	<p>Users are individuals who use the information processed by an information system. (Source: FIPS 200)</p>

**Worm**

A computer program that can run independently, can propagate a complete working version of itself onto other hosts on a network and may consume computer resources destructively. (Source: SP 800-82 Rev. 2)

## Appendix C: Acronyms (Common Abbreviations)

AUP	Appropriate Use Policy
AVC	Associate/Assistant Vice Chancellor
BCP	Business Continuity Plan
BOR	Board of Regents
BPM	Business Procedures Manual
CFAA	Computer Fraud and Abuse Act
CIA	Confidentiality, Integrity, Availability
CIO	Chief Information Officer
CISO	Chief Information Security Officer
COOP	Continuity of Operations Plan
CPR	Cybersecurity Program Review
CR	Change Request
CSIRT	Cybersecurity Incident Response Team
DNS	Domain Name Service
DRP	Disaster Recovery Plan
ECPA	Electronic Communication Privacy Act
ERM	Enterprise Risk Management
EVC	Executive Vice Chancellor
FAQ	Frequently Asked Questions
FERPA	Federal Education Rights and Privacy Act
FIPS	Federal Information Processing Standards
FISMA	Federal Information Systems Modernization Act
FSA	Federal Student Aid
FTE	Full Time Equivalent
FTP	File Transport Protocol
GLBA	Gramm-Leach-Bliley Act
GPLS	Georgia Public Library Service
GSS	General Support Systems
HIPAA	Health Insurance Portability and Accountability Act
HRM	Human Resource Management
IMAP	Internet Message Access Protocol
IOC	Indicators of Compromise
IRP	Incident Response Plan
ISO	Information Security Officer
IT	Information Technology
ITIL	Information Technology Information Library
ITS	Information Technology Services
KPI	Key Performance Indicators
LMS	Learning Management Systems
NIST	National Institute of Standards and Technology
O.C.G.A.	Official Code Georgia Annotated
OLA	Operational Level Agreement
OMB	Office of Management and Budget
OPSEC	Operational Security
PHI	Personal Health Information
PII	Personal Identifiable Information

POC	Point of Contact
POLP	Principle of Least Privilege
POP	Post Office Protocol
SACSCOC	Southern Association of Colleges and Schools Commission on Colleges
SLA	Service Level Agreement
SNMP	Simple Network Management Protocol
SP	Special Publication
SSC	Shared Services Center
SSN	Social Security Number
TTP	Techniques, Tactics & Procedures
U.S.C.	United States Code
USG	University System of Georgia
USO	University System Office
VC	Vice Chancellor
VP	Vice President

# Index

Abuse .....	104, 118
Anti-malware .....	70
Anti-spyware .....	70
Anti-virus .....	70
Asset Management .....	46, 58
AUP .....	104, 105, 118
Authentication .....	70, 104
Availability .....	104
Backup .....	36, 37, 108
BCP .....	118
Bring Your Own Device .....	105, 114
Business Case .....	26, 105
BYOD .....	105, 114
Change Management .....	24, 25, 27, 100
CIO .....	3, 4, 11, 12, 13, 14, 16, 17, 41, 61, 78, 99, 106, 118
CISO .....	4, 106, 118
Confidential Data .....	107
Confidentiality .....	65, 66, 107, 118
Continuity of Operations Planning .....	35, 77
Controls .....	70, 78, 107
COOP .....	35, 36, 37, 77, 118
CPR .....	36, 44, 75, 76, 77, 118
CSIRT .....	118
Cybersecurity .....	2, 3, 35, 36, 37, 44, 46, 47, 49, 61, 62, 71, 74, 75, 76, 77, 103, 108, 118
Cybersecurity Incident .....	37, 75, 77, 108, 118
Data At Rest .....	108
Data In Transit .....	108
Data Integrity .....	108
Data Steward .....	109
Denial of Service .....	109
Disaster Recovery .....	36, 37, 38, 118



DNS.....	44, 81, 102, 103, 109, 110, 116, 118
DNS Spoofing .....	109
Domain Name System.....	44, 81, 103
DRP .....	36, 38, 118
Email.....	47, 86, 87
Endpoint Security.....	46, 68, 102, 110
Endpoint Security Management .....	110
Endpoints .....	110
Event .....	110, 112, 116
Exploit .....	110
False Positive.....	111
FERPA .....	12, 86, 107, 115, 118
<b>General Support System</b> .....	36, 111
GLBA.....	118
Governance.....	3, 11, 12, 43, 59, 68, 77, 98, 99
Guideline .....	111
HIPAA .....	12, 118
Incident .....	19, 37, 44, 46, 102, 103, 111, 118
Incident Management.....	19, 46
<i>Incident Response</i> .....	37, 44, 75, 77, 111, 118
Information Leakage .....	112
Information System .....	14, 15, 30, 31, 46, 64, 112
IRP .....	118
ISO .....	29, 37, 49, 61, 72, 102, 112, 118
Issues.....	19, 20, 112
Linkable Information.....	112
Log Management .....	34, 103
<i>Malware</i> .....	103, 111
Metric.....	112
Mission-Critical System.....	34, 66, 107, 112
Monitoring .....	23, 28, 113
Passwords .....	80
PHI.....	113, 118

PII .....	67, 118
Policy .....	3, 4, 38, 49, 77, 101, 104, 105, 108, 114, 118
Principle of Least Privilege .....	114, 119
Privacy Breach.....	114
Privacy Risk.....	114
<b>Problem Management</b> .....	19
Problematic Data Actions .....	114
Procurement .....	41
Program.....	114
Project .....	3, 17, 22, 23, 24, 25, 26, 27, 28, 112, 114
project management .....	13, 17, 22
Public Data .....	115
Reconnaissance.....	115
Remediation and Mitigation Tracker .....	44, 76, 77
Required Reporting.....	46, 74, 75, 76
Resource Management.....	16, 41, 44, 111, 118
Risk Assessment .....	63
Risk Management .....	3, 27, 28, 36, 46, 61, 62, 77, 102, 118
Risk Tolerance .....	115
Safeguards.....	115
Scope.....	4, 24, 25, 81, 115
Security .....	4, 15, 46, 47, 65, 66, 71, 72, 78, 102, 106, 110, 119
Security Awareness, Training and Education.....	72
Sensitive Data.....	115
<b>Service Desk</b> .....	18
Service Level Agreements .....	18, 39
<b>Service Metrics</b> .....	20
SLA.....	19, 20, 39, 119
Spillage .....	109, 115
Standard.....	34, 35, 36, 38, 44, 47, 79, 88, 89, 90, 94, 116
Suspicious Activity.....	84, 116
System Owner .....	116
Trojan .....	108, 111

University System of Georgia..... 2, 38, 74  
User Account Management ..... 30, 31  
Worm ..... 117